

# PMG Buyer's Guide

Innovative Product Solutions for the Lubrication Marketplace



PROVEN QUALITY. LEADING TECHNOLOGY.



## Go online at [www.graco.com/lubrication](http://www.graco.com/lubrication) for:

- Literature
- Instruction Manuals
- Buyer's Guide
- Product Knowledge Exchange
- Distributor Locator
- What's New
- GEDI®

GEDI is the "Graco Extranet Distributor Information" area on our web site where distributors have access to up-to-the-minute pricing, product order and shipping status and order entry. Information is accessed by an account number and a confidential password.

## To Find Your Nearest Authorized Graco Lubrication Equipment Distributor

Call: **1-800-533-9655** *(toll free North America)*

Fax: **1-800-533-9656**

Literature Index | Service Manuals | Literature


# Table of Contents

Oil Pumps and Packages	
Oil Pumps Quick Reference	5-6
Fast-Ball®	7
LD Series Pumps and Packages	8-11
LD Series Pump Accessories	12
Mini Fire-Ball® 225, Fire-Ball 300, Fire-Ball 425 and Packages	13-19
Fire-Ball® and Oil Pump Accessories	20-22
NXT™ High-Flo® and NXT Dura-Flo®	23-24
Grease Pumps and Packages	
Grease Pumps Quick Reference	25-26
LD Series Pumps, Packages and Accessories	27-28
Mini Fire-Ball 225	29
Fire-Ball 300	30-31
Fire-Ball 425	32-34
Grease Pump Packages and Accessories	35-40
NXT Check-Mate®	41
Transfer Pumps	
Air-Operated Double-Diaphragm Pumps	42
Fast-Flo® (Stainless Steel)	43-44
Electrical Powered Oil and Fuel Pumps	
APEX™ Electric Dispense Systems	45-46
GTP10 and GTP12 Fuel Transfer Pumps	47
Specialty Pump Package Solutions	
Diesel Exhaust Fluid (DEF) Dispense Systems	48-49
Lube Truck and Undercoating/Rust-Proofing Packages	50-51
Windshield Washer and Coolant Dispense Systems	52
Hydraulic Oil and Grease Pumps	
Dyna-Star®, Power-Star™ and Viscount® II Pumps	53-54
Manually Operated Oil and Grease Pumps and Packages	
Oil and Grease Dispense	55
Windshield Wash and Coolant Transfer	56
Reels and Packages	
SD Cord and Light Reels and Accessories	57-59
LD, SD and XD Hose Reels and Accessories	60-78
Dispense Consoles	
Multi-Station Consoles and Oil Bar	79
Dispense Meters and Control Valves	
LD, SD, EM6, EM12 and In-Line Electronic Meters	80-84
Mechanical Meters	85
Accessories	86
SDV15, XDV20, Pro-Shot™ and Accu-Shot™ Control and Dispense Valves	87-89
Fluid Management Systems	
Matrix™	90-93
Horizon™	94-95
Fluid Commander™	96-97
Manual Grease Guns	
Grease Guns, Accessories and Fittings	98-100
Fluid Reclaim Packages	
Oil King™, Coolant King™, Oil Ace™ and Accessories	101-104
Hoses, Fittings and Accessories	105-110
Ordering and Warranty Information	111-112
Index	113-119



# Oil Pumps Quick Reference

## Technical Specifications and Selection Chart

	Annual Usage	Line Length <sup>‡</sup>	Dispense Points	Fluids	Air Inlet	Fluid Inlet	Fluid Outlet
	<b>Fast-Ball, 1:1</b>						
	5,000 gal (19,000 l)	< 100 ft (30 m)	1 (no reels)	Motor Oil, ATF, Hydraulic Fluid	1/4 in npt(f)	1-1/2 in npt(f)	3/4 in npt(f)
	<b>LD Series, 3:1</b>						
	20,000 gal (75,000 l)	300 ft (91 m)	1 to 2	Motor Oil, Gear Oil, ATF, Hydraulic Fluid	1/4 in npt(f)	1 in npt(f)	1/2 in npt(f)
	<b>LD Series, 5:1</b>						
	20,000 gal (75,000 l)	300 ft (91 m)	1 to 2	Motor Oil, Gear Oil, ATF, Hydraulic Fluid	1/4 in npt(f)	1 in npt(f)	1/2 in npt(f)
	<b>Mini Fire-Ball 225, 3:1</b>						
	30,000 gal (113,500 l)	250 ft (76 m)	1 to 2	Motor Oil, Gear Oil, ATF, Hydraulic Fluid	3/8 in npt(f)	1-1/2 in npt(f)	1/2 in npt(f)
	<b>Fire-Ball 300, 5:1</b>						
	35,000 gal (132,000 l)	500 ft (152 m)	1 to 3	Motor Oil, Gear Oil, ATF, Hydraulic Fluid	3/8 in npt(f)	1-1/2 in npt(f)	1/2 in npt(f)
	<b>Fire-Ball 425, 3:1</b>						
	>35,000 gal (132,000 l)	Up to 250 ft (76 m)	3 to 4	Motor Oil, Gear Oil, ATF, Hydraulic Fluid	1/4 in npt(f)	1-1/2 in npt(f)	3/4 in npt(f)
	<b>Fire-Ball 425, 6:1</b>						
	>35,000 gal (132,000 l)	Up to 500 ft (152 m)	3 to 4	Motor Oil, Gear Oil, ATF, Hydraulic Fluid	1/4 in npt(f)	1-1/2 in npt(f)	3/4 in npt(f)
	<b>Fire-Ball 425, 10:1</b>						
	>35,000 gal (132,000 l)	Up to 750 ft (228.6 m)	3 to 4	Motor Oil, Gear Oil, ATF, Hydraulic Fluid	1/4 in npt(f)	1-1/2 in npt(f)	3/4 in npt(f)

<sup>‡</sup> Consult your local authorized Graco representative for line or pipe sizing

# Oil Pumps Quick Reference

## Technical Specifications and Selection Chart



Annual Usage	Line Length <sup>‡</sup>	Dispense Points	Pump Ratio(s)	Output Per Cycle	Fluids
<b>Dura-Flo, 6:1</b>					
>35,000 gal (132,000 l)	Up to 500 ft (152 m)	2 to 4	6:1	1000 cc	Motor Oil, Gear Oil, ATF, Hydraulic Fluid
<b>Dura-Flo, 10:1</b>					
>35,000 gal (132,000 l)	Up to 750 ft (228.6 m)	2 to 4	10:1	1000 cc	Motor Oil, Gear Oil, ATF, Hydraulic Fluid
<b>Dura-Flo, 12:1 Carbon Steel or Dura-Flo, 12:1 Stainless Steel</b>					
>35,000 gal (132,000 l)	Up to 1000 ft (305 m)	2 to 4	12:1	580 cc	Motor Oil, Gear Oil, ATF, Hydraulic Fluid
<b>Dura-Flo, 23:1</b>					
>35,000 gal (132,000 l)	Up to 1000 ft (305 m)	2 to 4	23:1	580 cc	Motor Oil, Gear Oil, ATF, Hydraulic Fluid



Annual Usage	Line Length	Dispense Points	Pump Ratio(s)	Output Per Cycle	Fluids
<b>High-Flo, 3.5:1</b>					
>35,000 gal (132,000 l)	Up to 250 ft (76 m)	4 to 5	3.5:1	2000 cc	Motor Oil, Gear Oil, ATF, Hydraulic Fluid
<b>High-Flo, 4.5:1</b>					
>35,000 gal (132,000 l)	Up to 450 ft (137.1 m)	4 to 5	4.5:1	1500 cc	Motor Oil, Gear Oil, ATF, Hydraulic Fluid
<b>High-Flo, 6:1</b>					
>35,000 gal (132,000 l)	Up to 500 ft (152.5 m)	4 to 5	6:1	2000 cc	Motor Oil, Gear Oil, ATF, Hydraulic Fluid

<sup>‡</sup> Consult your local authorized Graco representative for line or pipe sizing

# Fast-Ball® 1:1

## Air-Powered Oil Pumps and Packages

### Features and Benefits

- In-line design with fewer parts for less pump wear
- Differential air motor ensures smooth pumping
- Double-acting pump provides reliable fluid flow

### Typical Applications

- Lubricant transfer
- Automotive dealerships
- Heavy-duty dealerships
- Fast lube centers
- Fleet service facilities
- Service shops
- In-plant
- Lube trucks
- Mining

### Typical Fluids Handled

- Petroleum- and synthetic-based oils


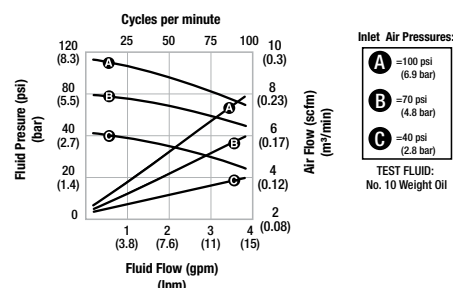
### Technical Specifications

Cycles per Gallon.....	10 (45.5 liters)
Fluid Flow gal/min @ 80 cpm .....	.5 (19 liters)
Maximum Fluid Pressure .....	180 psi (12.5 bar)
Air Motor Effective Diameter.....	1.4 in (35.6 mm)
Air Operating Range .....	40-180 psi (2.7-12.5 bar)
Approx. Air Use and Flow @ 100 psi and 80 cpm .....	.5 scfm
Wetted Materials .....	CS, Polyurethane
Air Inlet Port Size .....	1/4 in npt(f)
Fluid Inlet Port Size .....	1-1/2 in npt(f)
Fluid Outlet Port Size.....	3/4 in npt(f)
Line Length‡ .....	Up to 100 ft (30.5 m)
Dispense Points .....	1 (not recommended with hose reel)
Annual Usage .....	Up to 5,000 gal (19,000 l)
Typical Applications.....	Continuous duty, maintenance facility dispensing motor oil, automatic transmission fluid, hydraulic fluid

### Ordering Information

Package	Non-Metered Dispense	U.S./Metric Metered Dispense	Bung-Mounted	Bung-Mounted	Universal
Container Size	55 gal (200 l)			275 gal (1040 l)	Universal
Package No.	222602	239702	222103	222104	222051
Pump	222103			222104	222051
Dispense Kit	218115	239703	—	—	—
Regulator Assembly	218316		—	—	—
Hose	109125	—	—	—	—
Hose Length	6 ft (1.8 m)	—	—	—	—
Bung Adapter	222308				—
Instruction Manual	307637		307906		

### Pump Performance



Air-Powered Oil Pumps and Packages

‡ Consult your local authorized Graco representative for line or pipe sizing

# LD Series 3:1 Pump

## Air-Powered Oil Pumps and Packages

### Features and Benefits

- Built-in thermal relief protects your equipment from thermal expansion
- Three inch air motor provides more power to create better flow
- Cup and plate design eliminates the need for O-rings that wear out faster

### Typical Applications

- Lubricant transfer
- Automotive dealerships
- Fast lube centers
- Service shops
- Lube trucks

### Typical Fluids Handled

- Petroleum- and synthetic-based oils

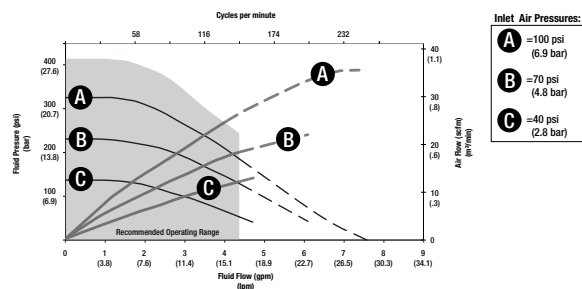
### Technical Specifications

Maximum Fluid Working Pressure .....	450 psi (31 bar, 3.10MPa)
Fluid Pressure Ratio .....	3:1
Suction Lift (feet of oil).....	10
Air Operation Range .....	20 to 150 psi (1.37 to 10.3 bar)
Recommended Air Pressure (for optimum life).....	<125 psi (8.6 bar, 0.86 MPa)
Max Recommended Pump Speed .....	120 cycles per minute
Cycles Per Gallon/pound (l/kg) .....	29 cycles per gallon (7 cycles per liter)
Recommended Pump Speed (for maximum life) .....	75 cycles per minute or lower
Wetted Parts.....	Zinc plated carbon, steel, aluminum, nitrile, polyurethane, nickel plated aluminum
Sound Pressure Level.....	72.9 dB(a)
Sound Power Level .....	82 dB(a)
Approximate Weight .....	7 pounds (3.2 kg)
Air Inlet .....	1/4 in
Fluid Inlet .....	1 in
Fluid Outlet .....	1/2 in
Free Flow .....	7.8gpm
Annual Usage .....	Up to 20,000 gal (76,000 l)

### Ordering Information

LD Series 3:1 Pumps	
24G576	3:1 Universal Oil Pump with Bung Adapter (24F918)
24G579	3:1 Oil Pump with Cut to length Down Tube, and Bung Adapter (24F918)
24G582	3:1 Oil Pump with 55 gal (200 liter) Down Tube and Bung Adapter (24F918)
24G585	3:1 Oil Pump with 275 gal (1040 liter) Down Tube and Bung Adapter (24F918)

### Pump Performance



LD Series 3:1 Pump

# LD Series 5:1 Pump

## Air-Powered Oil Pumps and Packages

### Features and Benefits

- Built-in thermal relief protects your equipment from thermal expansion
- Three inch air motor provides more power to create better flow
- Cup and plate design eliminates the need for O-rings that wear out faster

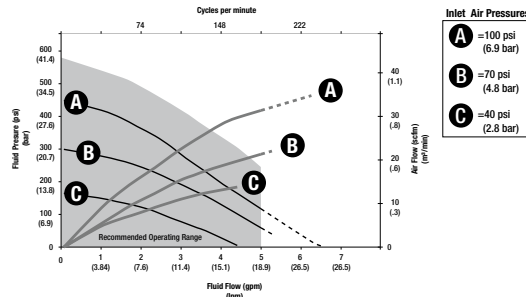
### Typical Applications

- Lubricant transfer
- Automotive dealerships
- Fast lube centers
- Service shops
- Lube trucks

### Typical Fluids Handled

- Petroleum- and synthetic-based oils

### Pump Performance



LD Series 5:1 Pump

### Technical Specifications

Maximum Fluid Working Pressure .....	750 psi (51.7 bar, 5.17MPa)
Fluid Pressure Ratio .....	5:1
Suction Lift (feet of oil) .....	10
Air Operation Range .....	20 to 150 psi (1.37 to 10.3 bar)
Recommended Air Pressure (for optimum life) .....	<125 psi (8.6 bar, 0.86 MPa)
Max Recommended Pump Speed .....	180 cycles per minute
Cycles Per Gallon/pound (l/kg) .....	37 cycles per gallon (10 cycles per liter)
Recommended Pump Speed (for maximum life) .....	75 cycles per minute or lower
Wetted Parts .....	Zinc plated carbon, steel, aluminum, nitrile, polyurethane, nickel plated aluminum
Sound Pressure Level .....	72.9 dB(a)
Sound Power Level .....	82 dB(a)
Approximate Weight .....	7.7 pounds (3.5 kg)
Air Inlet .....	1/4 in
Fluid Inlet .....	1 in
Fluid Outlet .....	1/2 in
Free Flow .....	6.7gpm
Annual Usage .....	Up to 20,000 gal (76,000 l)

### Ordering Information

LD Series 5:1 Pumps	
24G588	5:1 Universal Oil Pump with Bung Adapter (24F918)
24G591	5:1 Oil Pump with Cut to Length Down Tube and Bung Adapter (24F918)
24G594	5:1 Oil Pump with 55gal (200 liter) Down Tube and Bung Adapter (24F918)
24G597	5:1 Oil Pump with 275 gal (1040 liter) Down Tube and Bung Adapter (24F918)


# LD Series Oil Pump Packages

## Air-Powered Oil Pumps and Packages

### Ordering Information

3:1 Tank Packages with LD Reel	
24J776	3:1 LD Tank Package. Includes: 3:1 Universal oil pump (24G576), LDM5 Manual meter (256215), 1/2" x 35' LD oil hose reel (24H662), 1/2" Oil inlet kit (24C538), LD swivel mount bracket (24C772)
3:1 Tank Packages with SD Reel	
24J733	3:1 Tank Package - Manual. Includes: 3:1 Universal Oil pump (24G576), LDM5 Manual meter with rigid extension (256215), SD oil reel, 1/2" x 50' (HPM65B), SD Reel Inlet Kit (218549)
24J734	3:1 Tank Package - Preset. Includes: 3:1 Universal Oil pump (24G576), LDP5 Preset meter with rigid extension (256216), SD oil reel, 1/2" x 50' (HPM65B), SD Reel Inlet kit (218549)
24K836	3:1 Tank Package - Manual Flex: 3:1 Universal Oil pump (24G576), LDM5 Manual meter with flex extension (258693), SD oil reel, 1/2" x 50' (HPM65B), SD Reel Inlet Kit (218549)
3:1 Deluxe Tank Packages with SD Reel	
24K777	3:1 Deluxe Tank Package - Preset Rigid: 3:1 Universal Oil Pump (24G576), LDP5 Preset meter with rigid extension (256216), SD oil reel, 1/2" x 50' (HPM65B), 6ft Air and Fluid hoses with fittings (24J495), 1/4" x 3/8" Mini air regulator with valve (24H420)
24K797	3:1 Deluxe Tank Package - Manual Rigid: 3:1 Universal Oil Pump (24G576), LDM5 Manual meter with rigid extension (256215), SD oil reel, 1/2" x 50' (HPM65B), 6 ft Air and Fluid hoses with fittings (24J495), 1/4" x 3/8" Mini air regulator with valve (24H420)
24K799	3:1 Deluxe Tank Package - Manual Flex: 3:1 Universal Oil Pump (24G576), LDM5 Manual meter with flex extension (258693), SD oil reel, 1/2" x 50' (HPM65B), 6 ft Air and Fluid hoses with fittings (24J495), 1/4" x 3/8" Mini air regulator with valve (24H420)
24K832	3:1 Deluxe Tank Package - Manual Flex: 3:1 Universal Oil Pump (24G576), LDM5 Manual meter with flex extension (258693), SD oil reel, 1/2" x 35' (HPM33B), 6 ft Air and Fluid hoses with fittings (24J495), 1/4" x 3/8" Mini air regulator with valve (24H420)
24K834	3:1 Deluxe Tank Package - Manual Rigid: 3:1 Universal Oil Pump (24G576), LDM5 Manual meter with rigid extension (256215), SD oil reel, 1/2" x 35' (HPM33B), 6 ft Air and Fluid hoses with fittings (24J495), 1/4" x 3/8" Mini air regulator with valve (24H420)
3:1 Tote Mount Packages with SD Reel	
24K838	3:1 Oil Tote Mount with SD Reel - Preset Rigid. Includes: 3:1 Oil pump with 275 gal (1040 liter) steel down tube (24G585), LDP5 Preset meter with rigid extension (256216), SD oil reel, 1/2"x50' (HPM65B), 6 ft Air and Fluid hoses with fittings (24J495), Pump tote mount bracket (24F930), SD reel bracket for tote mount, Meter tray (24F914)
24K840	3:1 Oil Tote Mount with SD Reel - Manual Rigid. Includes: 3:1 Oil pump with 275 gal (1040 liter) steel down tube (24G585), LDM5 Manual meter with rigid extension (256215), SD oil reel, 1/2"x50' (HPM65B), 6ft Air and Fluid hoses with fittings (24J495), Pump tote mount bracket (24F930), SD reel bracket for tote mount, Meter tray (24F914)
24K842	3:1 Oil Tote Mount with SD Reel - Manual Flex. Includes: 3:1 Oil pump with 275 gal (1040 liter) steel down tube (24G585), LDM5 Manual meter with flex extension (258693), SD oil reel, 1/2" x 50' (HPM65B), 6 ft Air and Fluid hoses with fittings (24J495), Pump tote mount bracket (24F930), SD reel bracket for tote mount, Meter tray (24F914)
3:1 Tote Mount Packages with LD Reel	
24H702	3:1 Oil Tote Mount Package - Top. Includes: 3:1 275 gal (1040L) Oil pump (24G585), 6 ft Oil hose kit (24J495), Top mount tote bracket (24F930), LD Reel bracket kit (24F932), Meter tray (24F914), LDM5 Rigid Meter (256215), 1/2" x 35' LD oil hose reel (24H662)
24H704	3:1 Oil Tote Mount Package - Top. Includes: 3:1 275 gal (1040L) Oil pump (24G585), 6 ft Oil hose kit (24J495), Top mount tote bracket (24F930), LD Reel bracket kit (24F932), Meter tray (24F914), LDP5 Rigid Meter (256216), 1/2" x 35' LD oil hose reel (24H662)

24H726	3:1 Oil Tote Mount Package - Drain. Includes: 3:1 Universal oil pump (24G576), 6ft Oil hose kit (24J495), 6 ft Suction hose kit (24H669), Tote mount pump bracket (24F920), Top mount tote bracket (24F931), LD Reel bracket kit (24F932), Meter tray (24F914), LDM5 Rigid meter (256215), LD oil hose reel, 1/2" x 35' (24H662)
24H728	3:1 Oil Tote Mount Package - Drain. Includes: 3:1 Universal oil pump (24G576), 6ft Oil hose kit (24J495), 6ft Suction hose kit (24H669), Tote mount pump bracket (24F920), Top mount tote bracket (24F931), LD Reel bracket kit (24F932), Meter tray (24F914), LDP5 Rigid meter (256216), LD oil hose reel, 1/2" x 35' (24H662)
3:1 Wall Mount Packages	
24H689	3:1 Oil Wall Mount Package - Drum. Includes: 3:1 Universal oil pump (24G576), 6 ft LD oil pump suction hose kit for 55 gal drum (24F935), Wall mount bracket (24F910)
24H695	3:1 Oil Wall Mount Package - Tote. Includes: 3:1 Universal oil pump (24G576), 6 ft LD Oil pump section hose kit for 275 gal tote (24H666), Oil hose kit (24H859), Wall mount bracket (24F910)
3:1 Mobile Packages	
24H751	3:1 Oil Mobile Package with LD Reel. Includes: 3:1 200L Oil pump (24G582), 6ft Oil hose kit (24J495), LDM5 Rigid meter (256215), 55 gal Cart (24F915), LD oil hose reel, 1/2" x 35' (24H662)
24H753	3:1 Oil Mobile Package with LD Reel. Includes: 3:1 200L Oil pump (24G582), 6ft Oil hose kit (24J495), LDP5 Rigid meter (256216), 55 gal Cart (24F915), LD oil hose reel, 1/2" x 35' (24H662)
24H775	3:1 Oil Mobile Package. Includes: 3:1 200 L Oil pump (24G582), Fluid hose kit, 5 M (24H865), LDM5 Rigid meter (256215), 55 gal Cart (24F915)
24H777	3:1 Oil Mobile Package. Includes: 3:1 200 L Oil pump (24G582), Fluid hose kit, 5 M (24H865), LDP5 Rigid meter (256216), 55 gal Cart (24F915)
3:1 Stationary Packages	
24H800	3:1 Oil Stationary Package. Includes: 3:1 Multilength oil pump (24G579), 6ft Oil hose kit (24H859), LDM5 Rigid meter (256215)
24H802	3:1 Oil Stationary Package. Includes: 3:1 Multi-length oil pump (24G579), 6 ft Oil hose kit (24H859), LDP5 Rigid meter (256216)





# 5:1 LD Series Pump Packages

## Air-Powered Oil Pumps and Packages

### Ordering Information

5:1 Tank Packages with LD Reel	
24J777	5:1 LD Tank Package. Includes: 5:1 Universal oil pump (24G588), LDM5 Manual meter with rigid extension (256215), 1/2" x 35' LD oil hose reel (24H662), 1/2" Oil inlet kit (24C538), LD swivel mount bracket (24C772)
5:1 Tank Packages with SD Reel	
24J735	5:1 Tank Package - Manual. Includes: 5:1 Multi-length oil pump (24G588), LDM5 Manual meter with rigid extension (256215), SD oil reel, 1/2" x 50' (HPM65B), SD Reel Inlet kit (218549)
24J736	5:1 Tank Package - Preset. Includes: 5:1 Multi-length oil pump (24G588), LDP5 Preset meter with rigid extension (256216), SD reel, 1/2" x 50' (HPM65B), SD Reel Inlet Kit (218549)
24K837	5:1 Tank Package - Manual Flex: 5:1 Universal Oil pump (24G588), LDM5 Manual meter with flex extension (258693), SD oil reel, 1/2" x 50' (HPM65B), SD Reel Inlet Kit (218549)
5:1 Deluxe Tank Packages with SD Reel	
24K796	5:1 Deluxe Tank Package - Preset Rigid: 5:1 Universal Oil Pump (24G588), LDP5 Preset meter with rigid extension (256216), SD oil reel, 1/2" x 50' (HPM65B), 6 ft Air and Fluid hoses with fittings (24J495), 1/4" x 3/8" Mini air regulator with valve (24H420)
24K798	5:1 Deluxe Tank Package - Manual Rigid: 5:1 Universal Oil Pump (24G588), LDM5 Manual meter with rigid extension (256215), SD oil reel, 1/2" x 50' (HPM65B), 6 ft Air and Fluid hoses with fittings (24J495), 1/4" x 3/8" Mini air regulator with valve (24H420)
24K800	5:1 Deluxe Tank Package - Manual Flex: 5:1 Universal Oil Pump (24G588), LDM5 Manual meter with flex extension (258693), SD oil reel, 1/2" x 50' (HPM65B), 6 ft Air and Fluid hoses with fittings (24J495), 1/4" x 3/8" Mini air regulator with valve (24H420)
24K833	5:1 Deluxe Tank Package - Manual Flex: 5:1 Universal Oil Pump (24G588), LDM5 Manual meter with flex extension (258693), SD oil reel, 1/2" x 35' (HPM33B), 6 ft Air and Fluid hoses with fittings (24J495), 1/4" x 3/8" Mini air regulator with valve (24H420)
24K835	5:1 Deluxe Tank Package - Manual Rigid: 5:1 Universal Oil Pump (24G588), LDM5 Manual meter with rigid extension (256215), SD oil reel, 1/2" x 35' (HPM33B), 6 ft Air and Fluid hoses with fittings (24J495), 1/4" x 3/8" Mini air regulator with valve (24H420)
5:1 Tote Mount Packages with SD Reel	
24K839	5:1 Oil Tote Mount with SD Reel - Preset Rigid. Includes: 5:1 Oil pump with 275 gal (1040 liter) steel down tube (24G597), LDP5 Preset meter with rigid extension (256216), SD oil reel, 1/2" x 50' (HPM65B), 6 ft Air and Fluid hoses with fittings (24J495), Pump tote mount bracket (24F930), SD reel bracket for tote mount, Meter tray (24F914)
24K841	5:1 Oil Tote Mount with SD Reel - Preset Rigid. Includes: 5:1 Oil pump with 275 gal (1040 liter) steel down tube (24G597), LDM5 Manual meter with rigid extension (256215), SD oil reel, 1/2" x 50' (HPM65B), 6 ft Air and Fluid hoses with fittings (24J495), Pump tote mount bracket (24F930), SD reel bracket for tote mount, Meter tray (24F914)
24K843	5:1 Oil Tote Mount with SD Reel - Preset Rigid. Includes: 5:1 Oil pump with 275 gal (1040 liter) steel down tube (24G597), LDM5 Manual meter with flex extension (258693), SD oil reel, 1/2"x50' (HPM65B), 6 ft Air and Fluid hoses with fittings (24J495), Pump tote mount bracket (24F930), SD reel bracket for tote mount, Meter tray (24F914)
5:1 Tote Mount Packages with LD Reel	
24H868	5:1 Oil Tote Mount Package - Top. Includes: 5:1 1040L Oil pump (24G597), 6 ft Oil hose kit (24J495), Tote top mount bracket (24F930), LD Reel bracket (24F932), Meter tray (24F914), LDM5 rigid meter (256215), 1/2" x 35' LD oil hose reel (24H662)
24H870	5:1 Oil Tote Mount Package - Top. Includes: 5:1 1040L Oil pump (24G597), 6 ft Oil hose kit (24J495), Tote top mount bracket (24F930), LD Reel bracket (24F932), Meter tray (24F914), LDP5 Rigid meter (256216), 1/2" x 35' LD oil hose reel (24H662)

24H892	5:1 Oil Tote Mount Package - Drain. Includes: 5:1 Oil universal pump (24G588), 6 ft Oil hose kit (24J495), Suction hose kit tote (24H669), Tote mount pump bracket (24F920), Tote top mount bracket (24F931), LD reel bracket kit (24F932), Meter tray (24F914), LDM5 Rigid meter (256215), LD oil hose reel, 1/2" x 35' (24H662)
24H894	5:1 Oil Tote Mount Package - Drain. Includes: 5:1 Oil universal pump (24G588), 6 ft Oil hose kit (24J495), Suction hose kit tote (24H669), Tote mount pump bracket (24F920), Tote top mount bracket (24F931), LD reel bracket kit (24F932), Meter tray (23F914), LDP5 Rigid meter (256216), LD oil hose reel, 1/2" x 35' (24H662)
5:1 Wall Mount Packages	
24H836	5:1 Oil Wall Mount Package - Drum. Includes: 5:1 Oil universal pump (24G588), 6 ft LD oil pump suction hose kit for 55gal drum (24F935), Wall mount bracket (24F910)
24H842	5:1 Oil Wall Mount Package - Tote. Includes: 5:1 Oil universal pump (24G588), 6ft Oil hose kit (24H859), 6ft LD Oil pump section hose kit for 275gal tote (24H666), Wall mount bracket (24F910)
5:1 Mobile Packages	
24H916	5:1 Oil Mobile Package with LD Reel. Includes: 5:1 55 gal (200 L) Oil pump (24G594), 6 ft Oil hose kit (24J495), LDM5 Rigid meter (256215), 55 gal Cart (24F915), LD oil hose reel, 1/2" x 35' (24H662)
24H918	5:1 Oil Mobile Package with LD Reel. Includes: 5:1 55 gal (200 L) Oil pump (24G594), 6ft Oil hose kit (24J495), LDP5 Rigid meter (256216), 55 gal Cart (24F915), LD oil hose reel, 1/2" x 35' (24H662)
24H941	5:1 Oil Mobile Package. Includes: 5:1 55 gal (200 L) oil pump (24G594), Fluid hose kit, 5M (24H865), LDM5 Rigid meter (256215), 55 gal Cart (24F915)
24H943	5:1 Oil Mobile Package. Includes: 5:1 55gal (200L) oil pump (24G594), Fluid hose kit, 5M (24H865), LDP5 Rigid meter (256216), 55 gal Cart (24F915)
5:1 Stationary Packages	
24H965	5:1 Oil Stationary Package. Includes: 5:1 Oil multi-length pump (24G591), Fluid oil hose kit (24H859), LDM5 Rigid meter (256215)
24H967	5:1 Oil Stationary Package. Includes: 5:1 Oil multi-length pump (24G591), Fluid oil hose kit (24H859), LDP5 Rigid meter (256216)



# LD Series Oil Pump Accessories

## Air-Powered Oil Pumps and Packages

### Ordering Information

Down Tubes	
16F878	Universal cut to length pvc down tube for LD 3:1 and 5:1 pumps
16F886	Drum length steel down tube for LD 3:1 and 5:1 pumps
16F885	Tote length steel down tube for LD 3:1 and 5:1 pumps
Drum Covers	
24F904	Cover for 35 lb (16 kg) pails
24F905	Cover for open-head 120 lb drums
24F906	Cover for open-head 400 lb drums
Suction Kits	
24F935	LD Oil Pump Suction hose kit for 55 gal (200 L) drum. Includes: 55 gal (200 L) drum length metal down tube, bung adapter, foot valve, and 6 ft of 1" suction hose
24H666	LD Oil Pump Suction hose kit for 275 gal (1040 L) drum. Includes: 275 gal (1040 L) tote length metal down tube, bung adapter, foot valve, and 6 ft of 1" suction hose
24H669	LD Oil Pump Suction hose kit and adapter for mounting pump to the side of IBC tote and dispensing from drain. Includes 1" x 3' Suction hose, 1" Elbow fitting, and union fitting (160022)
Hose and Fitting Kits	
24H865	15 ft LD pump fluid hose kit. Includes 1/2" x 15 ft fluid hose, 3/8" x 6 ft Air hose, Swivel (157705), and union fitting (156684)
24H859	6ft LD pump fluid hose kit. Includes 1/2" x 6ft fluid hose, 3/8" x 6 ft Air hose, Swivel (157705), and union fitting (156684)
Air Regulators	
24H420	Mini air pressure regulator with valve, 1/4 inch NPT x 3/8 inch NPT
Tote Mount Accessories	
24F914	Meter drip tray for mounting to the side of IBC tote
24F932	LD Reel bracket for mounting reel to IBC top mount tote bracket (24F930 and 24F920)
24F931	Tote mounting bracket to mount reel on top of IBC tote, (pump mounting bracket is not included)
24F930	Top of tote mounting bracket. For mounting LD pump in top of IBC tote
24F920	Bracket for mounting LD pump on the side of IBC tote
24K285	Bracket for mounting SD hose reel to IBC tote mounting bracket 24F930 (24F930 bracket sold separately)
Mounting Hardware	
24F910	LD pump wall mounting bracket. For use with LD 3:1 and 5:1 pumps
24F918	Bung adapter for LD 3:1 and 5:1 pumps
Carts	
24F915	Drum cart with pneumatic wheels for 400 lb drums, includes chain for securing drum to cart
24H422	Drum cart with pneumatic wheels for 120 lb drums, includes chain for securing drum to cart





# Mini Fire-Ball® 225 3:1

## Air-Powered Oil Pumps and Packages

### Features and Benefits

- In-line design with fewer parts for less pump wear
- Differential air motor ensures smooth pumping
- Double-acting pump provides reliable fluid flow

### Typical Applications

- Lubricant transfer
- Automotive dealerships
- Heavy-duty dealerships
- Fast lube centers
- Fleet service facilities
- Service shops
- In-plant
- Lube trucks
- Mining

### Typical Fluids Handled

- Petroleum- and synthetic-based oils

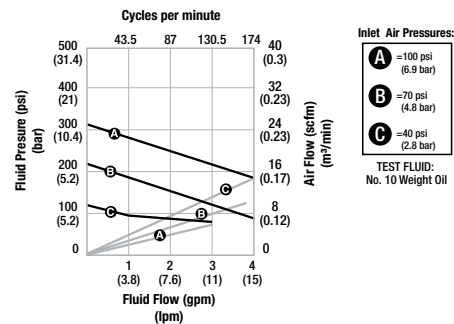
### Technical Specifications

Cycles per Gallon.....	43.5 (11.4 liters)
Fluid Flow gal/min @ 80 cpm .....	1.84 (7.0 liters)
Maximum Fluid Pressure .....	540 psi (37 bar)
Air Motor Effective Diameter .....	2.25 in (57.2 mm)
Air Operating Range .....	40-180 psi (2.8-12 bar)
Approx. Air Use and Flow @ 100 psi and 80 cpm .....	8.5 scfm @ 2.1 gpm, (0.241 m <sup>3</sup> /min @ 7.9 lpm)
Wetted Materials .....	Steel, Buna-N, Polyurethane, Aluminum, Rulon®
Air Inlet Port Size .....	3/8 in npt(f)
Fluid Inlet Port Size .....	1-1/2 in npt(f)
Fluid Outlet Port Size.....	1/2 in npt(f)
Line Length‡ .....	Up to 250 ft (76.2 m)
Dispense Points .....	1 to 2
Annual Usage .....	Up to 35,500 gal (132,000 l)
Typical Applications .....	Continuous duty, maintenance facility dispensing motor oil, gear oil, automatic transmission fluid, hydraulic fluid

### Ordering Information

Mini Fire-Ball 225 3:1 Pump	
248097	3:1 Universal Oil Pump with suction tube (15C502) and bung adapter (222308)
246775	3:1 Universal Oil Pump

### Pump Performance



246775

# Fire-Ball® 300 5:1

## Air-Powered Oil Pumps and Packages

### Features and Benefits

- In-line design with fewer parts for less pump wear
- Differential air motor ensures smooth pumping
- Double-acting pump provides reliable fluid flow

### Typical Applications

- Lubricant transfer
- Automotive dealerships
- Heavy-duty dealerships
- Fast lube centers
- Fleet service facilities
- Service shops
- In-plant
- Lube trucks
- Mining

### Typical Fluids Handled

- Petroleum- and synthetic-based oils

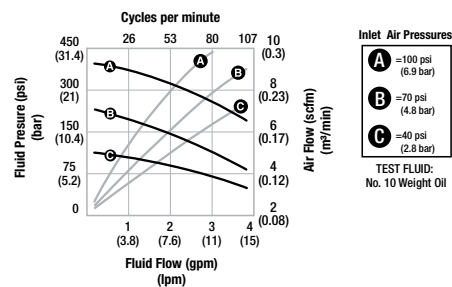
### Technical Specifications

Cycles per Gallon.....	28.4 (8.6 liters)
Fluid Flow gal/min @ 80 cpm .....	2.8 (9.3 liters)
Maximum Fluid Pressure .....	900 psi (62 bar)
Air Motor Effective Diameter.....	3 in (76.2 mm))
Air Operating Range .....	40-180 psi (2.8-12 bar)
Approx. Air Use and Flow @ 100 psi and 80 cpm .....	27 scfm @ 3 gpm (0.765 m³/min @ 11.5 lpm)
Wetted Materials .....	Steel, Polyurethane, Aluminum, Buna-N
Air Inlet Port Size .....	3/8 npt(f)
Fluid Inlet Port Size .....	1-1/2 npt(f)
Fluid Outlet Port Size.....	1/2 npt(f)
Line Length‡ .....	Up to 500 ft (152.5 m)
Dispense Points .....	1 to 3
Annual Usage .....	Up to 35,500 gal (132,000 l)
Typical Applications.....	Continuous duty, maintenance facility dispensing motor oil, gear oil, automatic transmission fluid, hydraulic fluid

### Ordering Information

Fire-Ball 300 5:1 Pump	
203876	5:1 Universal Oil Pump
203872	5:1 Oil Pump, 16 gal (120 lb) drum size, for cover mount
203857	5:1 Oil Pump, 55 gal (400 lb) drum size, for cover mount
204254	5:1 Oil Pump, 55 gal (400 lb) drum size, bung mount
222087	5:1 Oil Pump, 275 gal (1040 lb) tank size, bung mount

### Pump Performance



203876

‡ Consult your local authorized Graco representative for line or pipe sizing

# Fire-Ball® 425 3:1

## Air-Powered Oil Pumps and Packages

### Features and Benefits

- In-line design with fewer parts for less pump wear
- Differential air motor ensures smooth pumping
- Double-acting pump provides reliable fluid flow

### Typical Applications

- Lubricant transfer
- Automotive dealerships
- Heavy-duty dealerships
- Fast lube centers
- Fleet service facilities
- Service shops
- In-plant
- Lube trucks
- Mining

### Typical Fluids Handled

- Petroleum- and synthetic-based oils

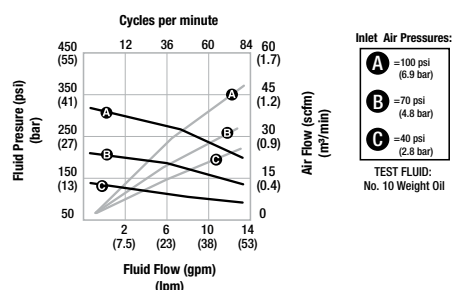
### Technical Specifications

Cycles per Gallon.....	6 (1.6 liters)
Fluid Flow gal/min @ 80 cpm .....	13.4 (50.6 liters)
Maximum Fluid Pressure .....	540 psi (37 bar)
Air Motor Effective Diameter.....	4.25 in (107.9 mm)
Air Operating Range .....	40-180 psi (2.8-12 bar)
Approx. Air Use and Flow @ 100 psi and 80 cpm .....	58 scfm @ 13.4 gpm (1.64 m³/min @ 50.6 lpm)
Wetted Materials .....	Steel, Polyurethane, Aluminum, Nitrile
Air Inlet Port Size .....	1/2 in npt(f)
Fluid Inlet Port Size .....	1-1/2 in npt(f)
Fluid Outlet Port Size.....	3/4 in npt(f)
Line Length‡ .....	Up to 250 ft (76.2 m)
Dispense Points .....	3 to 4
Annual Usage .....	Over 35,500 gal (132,000 l)
Typical Applications.....	High flow, low pressure maintenance facility dispensing motor oil, gear oil, automatic transmission fluid, hydraulic fluid

### Ordering Information

Fire-Ball 425 3:1 Pump	
237526	3:1 Universal Oil Pump

### Pump Performance



237526

# Fire-Ball® 425 6:1

## Air-Powered Oil Pumps and Packages

### Features and Benefits

- In-line design with fewer parts for less pump wear
- Differential air motor ensures smooth pumping
- Double-acting pump provides reliable fluid flow

### Typical Applications

- Lubricant transfer
- Automotive dealerships
- Heavy-duty dealerships
- Fast lube centers
- Fleet service facilities
- Service shops
- In-plant
- Lube trucks
- Mining

### Typical Fluids Handled

- Petroleum- and synthetic-based oils

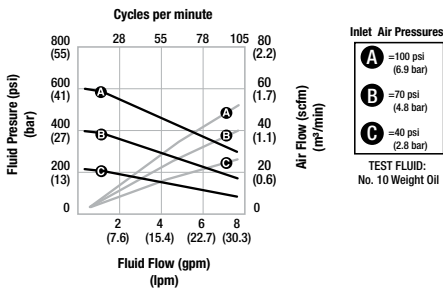
### Technical Specifications

Cycles per Gallon.....	12 (3.2 liters)
Fluid Flow gal/min @ 80 cpm .....	6.6 (25.3 liters)
Maximum Fluid Pressure .....	1100 psi (76 bar)
Air Motor Effective Diameter.....	4.25 in (107.9 mm)
Air Operating Range .....	40-180 psi 2.8-12 bar
Approx. Air Use and Flow @ 100 psi and 80 cpm .....	49.5 scfm @ 6.8 gpm (.334 m³/min @ 25.7 lpm)
Wetted Materials .....	Steel, Polyurethane, Aluminum, Nitrile
Air Inlet Port Size .....	1/2 in npt(f)
Fluid Inlet Port Size .....	1-1/2 in npt(f)
Fluid Outlet Port Size.....	3/4 in npt(f)
Line Length‡ .....	Up to 500 ft (152.5 m)
Dispense Points .....	3 to 4
Annual Usage .....	Up to 35,500 gal (132,000 l)
Typical Applications.....	High flow, medium pressure, maintenance facility dispensing motor oil, gear oil, automatic transmission fluid, hydraulic fluid

### Ordering Information

Fire-Ball 425 6:1 Pump	
238108	6:1 Universal Oil Pump

### Pump Performance



238108

‡ Consult your local authorized Graco representative for line or pipe sizing

# Fire-Ball® 425 10:1

## Air-Powered Oil Pumps and Packages

### Features and Benefits

- In-line design with fewer parts for less pump wear
- Differential air motor ensures smooth pumping
- Double-acting pump provides reliable fluid flow

### Typical Applications

- Lubricant transfer
- Automotive dealerships
- Heavy-duty dealerships
- Fast lube centers
- Fleet service facilities
- Service shops
- In-plant
- Lube trucks
- Mining

### Typical Fluids Handled

- Petroleum- and synthetic-based oils

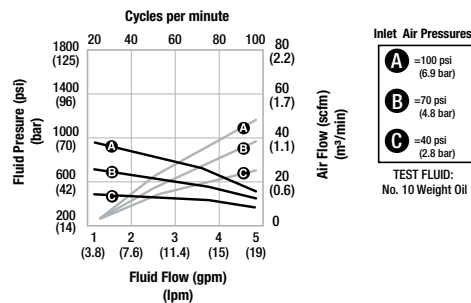
### Technical Specifications

Cycles per Gallon.....	19.6 (5.2 liters)
Fluid Flow gal/min @ 80 cpm .....	4.1 (15.4 liters)
Maximum Fluid Pressure .....	1800 psi (124 bar)
Air Motor Effective Diameter.....	4.25 in (107.9 mm)
Air Operating Range .....	40-180 psi (2.8-12 bar)
Approx. Air Use and Flow @ 100 psi and 80 cpm .....	32 scfm @ 4.1 gpm (.555 m <sup>3</sup> /min @ 15.4 lpm)
Wetted Materials .....	Steel, Polyurethane, Aluminum, Nitrile
Air Inlet Port Size .....	1/2 in npt(f)
Fluid Inlet Port Size .....	1-1/2 in npt(f)
Fluid Outlet Port Size.....	3/4 in npt(f)
Line Length‡ .....	Up to 750 ft (228.6 m)
Dispense Points .....	3 to 4
Annual Usage .....	Over 35,500 gal (132,000 l)
Typical Applications .....	Long distance, maintenance facility dispensing motor oil, gear oil, automatic transmission fluid, hydraulic fluid

### Ordering Information

Fire-Ball 425 10:1 Pump	
205626	10:1 Universal Oil Pump
222065	10:1 Oil Pump, 55 gal (400lb) drum size, cover mount
222095	10:1 Oil Pump, 55 gal (400lb) drum size, bung mount

### Pump Performance



205626

# Fire-Ball® Oil Pump Packages

## Air-Powered Oil Pumps and Packages

### Mini Fire-Ball 225 and Fire-Ball 300 Ordering Information

Packages	Portable	Cover-Mounted	Bung-Mounted	Universal
Container Size	16 gal (60 l)	55 gal (200 l)	275 gal (1040 l)	Universal
<b>Mini Fire-Ball 225, 3:1 Package</b>	<b>246903</b> <sup>(4)</sup>	<b>246904</b> <sup>(4)</sup>	<b>246906</b> <sup>(4)</sup>	<b>246907</b> <sup>(3), (4)</sup>
Mini Fire-Ball, 225 3:1 Pump	248097 <sup>(1), (3)</sup>			246775
<b>Fire-Ball 300, 5:1 package</b>	<b>225728</b> <sup>(2), (4)</sup>	<b>225094</b> <sup>(3), (4)</sup>	<b>225642</b> <sup>(3), (4)</sup>	<b>225640</b> <sup>(3), (4)</sup>
Fire-Ball 300 Pump	203872	203857	204254	222087
Dispense/Hose Fitting Kit	237075	222063		
Fluid Hose	6 ft x 1/2 in (1.8 m x 12.7 mm)			1.5 ft x 1/2 in (0.5 m x 9.5 mm)
Air Hose	—	6 ft x 3/8 in (1.8 m x 9.5 mm)		
Air Regulator	224512			—
Cover	24R350	200326	—	—
Caster Base	203622	—	—	—
Bung Adapter for 300, 5:1	—	—	—	222308
225, 3:1 Manual	309868			
300, 5:1 Manual	307884	307883		

<sup>(1)</sup> 248097 includes suction tube (15C502) and bung adapter (222308)

<sup>(2)</sup> Use 3/8 in (9.5 mm) installation kit (224512) as required

<sup>(3)</sup> Use 3/8 in (9.5 mm) air regulator 109075 as required; must be ordered separately

<sup>(4)</sup> Order low-level cut-off 203688 (1 1/2 inch NPT) separately for metered dispense systems

### Fire-Ball 425 Package Ordering Information

Packages	Cover-Mounted	Bung-Mounted	Universal Supply	Wall-Mounted
Container Size	55 gal (200 l)		Universal	
<b>Fire-Ball 425, 3:1 Package</b>	—	—	—	<b>244846</b> <sup>(3)</sup>
Fire-Ball 425, 3:1 Pump	—	—	—	237526
<b>Fire-Ball 425, 6:1 Package</b>	—	—	—	<b>244628</b> <sup>(3)</sup>
Fire-Ball 425, 6:1 Pump	—	—	—	238108
<b>Fire-Ball 425, 10:1 Package</b>	<b>225782</b> <sup>(1), (2)</sup>	<b>225786</b> <sup>(1), (2)</sup>	<b>225853</b> <sup>(1), (2)</sup>	<b>244847</b>
Fire-Ball 425, 10:1 Pump	222065	222095	205626	205626
Hose/Fitting Kit	222066		222068	
Fluid Hose	6 ft x 3/4 in (1.8 m x 19.05 mm)		1.5 ft x 3/4 in (0.5 m x 19.05 mm)	
Air Hose	6 ft x 1/2 in (1.8 m x 12.7 mm)		1.5 ft x 1/2 in (0.5 m x 12.7 mm)	
Cover	200326	—	—	—
Filter Regulator	—	—	—	217072
Air Shutoff Valve	—	—	—	110225
Fluid Shutoff Valve	—	—	—	108537
Wall Mount Bracket	—	—	—	238245
Instruction Manual	307883		306520	309351

<sup>(1)</sup> Use 1/2 in (12.7 mm) air regulator (104266) and air pressure gauge (100960) as required; must be ordered separately—see mounting accessories section

<sup>(2)</sup> Order low-level cut off (203688) separately for metered dispense systems—see mounting accessories section

<sup>(3)</sup> Includes pump plus: Filter Regulator (217072), Hose and Fitting Kit (222068), Air Shutoff Valve (110225), Fluid Shutoff (108537), Wall Mount Bracket, (238245)

Cover-mounted



Bung-mounted



Universal Supply



Portable

# Fluid Dispense Packages

## Air-Powered Oil Pumps and Packages

### Mini Fire-Ball® 225, 3:1 Bulk-Oil Dispensing Packages

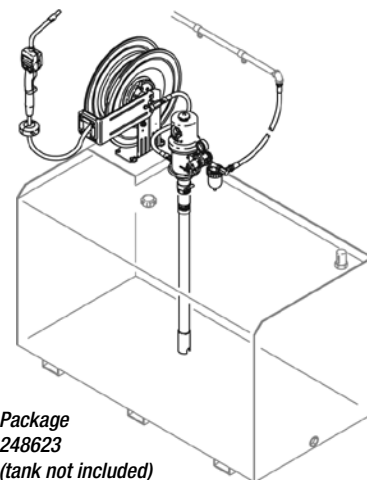
Mini Fire-Ball 225, 3:1 Pump Package	
248623*	Includes: Mini Fire-Ball 225, 3:1 Universal pump with bung adapter and down tube (248097), SD Series reel with 50 ft (15.2 m) x 1/2 in (12.7 mm) fluid hose (HPM65B), LDM5 meter (256215)
248622*	Includes: Mini Fire-Ball 225, 3:1 Universal pump with bung adapter and down tube (248097), SD Series reel with 25 ft (7.6 m) x 1/2 in (12.7 mm) fluid hose (HPM33B), LDM5 meter (256215)

\*Order 218549 (1/2 in x 24 in) hose reel inlet kit separately NOTE: Tanks not included

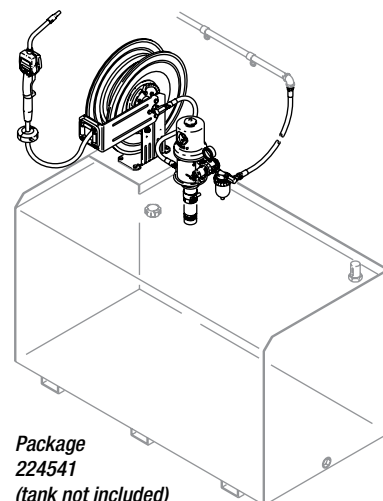
### Fire-Ball 300, 5:1 Deluxe Bulk-Oil Dispensing Packages

Fire-Ball 300, 5:1 Pump Packages	
241633*	Includes: Fire-Ball 300, 5:1 pump universal (203876), 3/8 in (9.5 mm) regulator/gauge (109075), 3/8 in (9.5 mm) x 3/8 in (9.5 mm) nipple (156849), 2 in (50.8 mm) bung adapter (222308), SD Series reel with 25 ft (7.6 m) x 1/2 in (12.7 mm) hose (HPM33B), SDM5 meter (255350)
224541*	Includes: Fire-Ball 300, 5:1 pump universal (203876), 3/8 in (9.5 mm) regulator/gauge (109075), 3/8 in (9.5 mm) x 3/8 in (9.5 mm) nipple (156849), 2 in (50.8 mm) bung adapter (222308), SD Series reel with 50 ft (15.3 m) x 1/2 in (12.7 mm) hose (HPM65B), 18 in (45.7 cm) hose (220598), 90° swivel (inlet on hose reel) (157416), SDM5 meter (255350)
244038*	Includes: Fire-Ball 300, 5:1 pump universal (203876), 3/8 in (9.5 mm) regulator/gauge (109075), 3/8 in (9.5 mm) x 3/8 in (9.5 mm) nipple (156849), 2 in (50.8 mm) bung adapter (222308), SD Series reel with 50 ft (15.3 m) x 1/2 in (12.7 mm) hose (HPM65B), 18 in (45.7 cm) hose (220598), 90° swivel (157416), SDP5 meter (255200)
224534*	Dispensing from Bench-Top Tanks with Fire-Ball 300, 5:1 Pump Package. Includes: Fire-Ball 300, 5:1 pump, Universal (203876), 3/8 in (9.5 mm) regulator/gauge (109075), Air filter (106148), 3/8 in (9.5 mm) x 3/8 in (9.5 mm) nipple (156849), SD Series reel with 50 ft (15.3 m) x 1/2 in (12.7 mm) hose (HPM65B), Drain valve (106151), 72 in (182.9 cm) hose kit (222063), Thermal relief valve (237893), 90° swivel (157416), SDM5 Meter (255350)

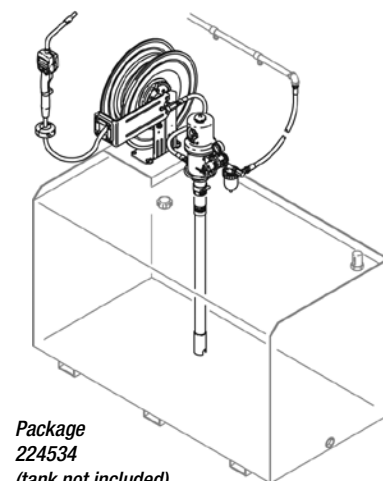
\*Order 218549 (1/2 in x 24 in) hose reel inlet kit separately NOTE: Tanks not included



Package  
248623  
(tank not included)



Package  
224541  
(tank not included)



Package  
224534  
(tank not included)



# Fire-Ball® and Oil Pump Accessories

## Air-Powered Oil Pumps and Packages

Hose and Fittings Kits for Mini Fire-Ball 225, 3:1 and Fire-Ball 300, 5:1 Pumps	
222062	18 in (0.5 m) for connecting wall-mounted Mini Fire-Ball 225, 3:1 and Fire-Ball 300, 5:1 pumps to piping. Includes air hose (204560) with swivel elbow (155494), fluid hose (220598) with swivel elbow (155470). Instruction manual 306520
222063	6 ft (1.8 m) for use with drum-mounted Mini Fire-Ball 225, 3:1 and Fire-Ball 300, 5:1 pumps. Includes air hose (203320) with swivel elbow (155494), fluid hose (220591) with swivel elbow (155470). Instruction manual 307883
Dispense Kits for Mini Fire-Ball 225, 3:1 and Fire-Ball 300, 5:1 Pumps	
237075	6 ft (1.8 m) for use with portable lubricators powered by the Fire-Ball 300, 5:1. Includes fluid hose (220591) and SDM5 gear lube valve (255349). Instruction manual: 307884
Hose and Fittings Kits for Fire-Ball 425, 3:1, 6:1 and 10:1	
222068	18 in (0.5 m) for connecting wall-mounted Fire-Ball 425, 10:1 pumps to piping. Includes air hose (218093) with swivel elbow (155470), fluid hose (109108) with swivel elbow (160327). Instruction manual: 306520
238246	24 in (0.6 m) for use with Fire-Ball 425, 3:1 and 6:1 wall-mounted pumps to piping. Includes air hose (218093) with swivel elbow (155470), fluid hose (238247) with swivel elbow (160327)
222066	6 ft (1.8 m) for use with drum-mounted Fire-Ball 425, 10:1 pumps. Includes air hose (205418) with swivel elbow (155470), fluid hose (109105) with swivel elbow (160327). Instruction manual: 307883
Suction Kits	
236054	6 ft (1.8 m) Suction Kit for 55-gal. (200 l) drums. Includes: 55-gal. (200 l) drum tube, bung adapter and 6 ft (1.8 m) of 3/4 in fluid hose with 3/4 in ID x 1-1/2 in bushing to adapt to any universal Graco oil pump. Allows use of Fast-Ball 1:1, Mini Fire-Ball 225, 3:1, Fire-Ball 300, 5:1 or Fire-Ball 425, 10:1 universal pumps with barrels. Order wall brackets separately. Use with low-level cut-off (203688) when metering fluids. Instruction manual: 308335
Drum Covers	
200326	Cover for open-head 55 gal (200 l) drums. Use with Mini Fire-Ball 225, 3:1, Fire-Ball 300, 5:1 or Fire-Ball 425, 10:1 pump. Use adapter 160754 for cover-mounting bung-style pumps
24R350	Cover for open-head 16 gal (60 l) or 70 lb (32 kg) drums. Mounts Fast-Ball 1:1, Mini-Fire-Ball or Fire-Ball pumps
222058	Cover for 5 gal (20 l) pails. Mounts Fast-Ball 1:1, Mini Fire-Ball 225, 3:1, Fire-Ball 300, 5:1 and 15:1 pumps. Bung adapter (222308) and bung adapter plate (160754) sold separately
160754	Bung-adapter plate for 55 gal (200 l) or 16 gal (60 l) covers. Mounts to 55 gallon (400 lb; 200 l), 16 gal (120 lb; 60 l) drum or 5 gal (20 l) pail covers and converts mounting to standard 2 npt bung opening. Allows use of bung-mounted pumps with drum covers
Wall-Mounting Brackets	
203987	For universal Fast-Ball 1:1, Mini Fire-Ball 225, 3:1, Fire-Ball 300, 5:1 and Fire-Ball 425, 10:1 pumps. Clamps onto universal pump tube
238245	For use with Fire-Ball 425, 3:1, 6:1 and 10:1 pumps. Mounts directly to pump flange
236778	For use with Fire-Ball 425, 3:1, Dyna-Star 1/4:1 and Power-Star 1:1 pumps. Clamps to pump tube and provides mounting to wall surface by flange
Clamps	
203156	Open-drum pump clamp. Attaches to side of open-head drum and mounts on any size pump except Fire-Ball 425, 3:1
210880	Open-drum pump clamp for Fire-Ball 300, 5:1 and Fire-Ball 425, 10:1 pumps. Clamps onto pump tube and attaches to open-drum lip
Tools for Working on Fire-Ball Air Motors	
207579	Padded pliers
171818	Poppet gauge
168085	Insert tool
Carts	
203650	Cart for 5, 10 and 16 gal (20, 40, and 60 l) drums. Drums fit into recess on formed base. Rim clamps secure drum to cart. Use with pail clamp (159952) when using cart with 5 gal (20 l) pails
222243	Heavy-Duty Cart with Pneumatic Wheels for 120 lb (55 kg) drums. Used for moving lubrication equipment over rough terrain. Requires: Hold down kit (222061)
111470	55 gal (200 l) Drum Truck. Heavy-duty drum truck secures 55 gal (200 l) drum on roll-around base



200326



204574



160754




203987



203156



210880



203650



111470



# Fire-Ball® and Oil Pump Accessories

## Air-Powered Oil Pumps and Packages

### Ordering Information

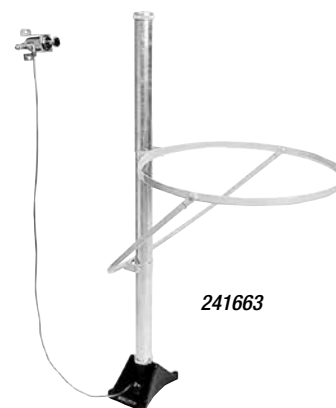
Portable Bases	
205054	Band Dolly for 5 gal (20 l) pails (11-1/2 in ID)
204144	Band Dolly for 10 and 16 gal (40 and 60 l) drums (14 in ID)
203622	Caster Base for 5, 10 and 16 gal (20, 40 and 60 l) drums
Drum Elevator	
241663	Air-powered elevator to speed-up 55 gal (200 l) drum changes. Maximum raised height is 39.5 in (100.3 cm). Includes cover support (207562), drum elevator (204385), and air control kit (207561)
Suction Tubes For Pumps	
238592	For 16 gal (60 l) cover-mounted Fast-Ball 1:1, Mini Fire-Ball 225, 3:1, Fire-Ball 300, 5:1 and Fire-Ball 425, 10:1. Use bung adapter 222308 on all current production models. Includes (191126) 14-1/2 in (0.36 m) extension (110127) foot spacer
238593	For 55-gal (200 l) cover-mounts. Includes (191128) 21-3/4 in (0.55 m) extension (110127) foot spacer
238595	For 55 gal (200 l) bung-mounted Fast-Ball 1:1, Mini Fire-Ball 225, 3:1, Fire-Ball 300, 5:1 and Fire-Ball 425, 10:1. Use bung adapter 222308 on all current production models. Includes (191130) 26 in (0.66 m) extension (110127) foot spacer
238596	For 275-gal (1100 l) bung-mounts. Includes (191131) 36 in (0.91 m) extension (110127) foot spacer
15C502	Universal Down Tube 1-1/2 in tube marked for standard container lengths from 20-41 in (0.51-1.04 m)
Bung Adapters	
222308	For Fast-Ball 1:1; Mini Fire-Ball 225, 3:1; Fire-Ball 300, 5:1; and Fire-Ball 425, 10:1 Pumps. Allows direct mounting of all universal length and extended Fast-Ball 1:1, Mini Fire-Ball 225, 3:1, Fire-Ball 300, 5:1 and Fire-Ball 425, 10:1 pumps into standard 2 npt drum bung
238125	For Mini Fire-Ball 225, 3:1; Fire-Ball 300, 5:1; and the Fire-Ball 425, 10:1. Includes double tap bushing (191075), 1 ft 3/8 in hose (238370), and 90° 3/8 in adapter (155494) for mounting universal pumps to tanks (see 308403 for details)
214583	For Fast-Flo 1:1 Pumps, allows direct mounting of full-length pump into standard 2 npt drum bung. Comes with bushing sleeve (172405)
187754	Acetal Bung Adapter includes (100220) thumbscrew (for Fire-Ball 300, 15:1 SST undercoating pump)
176684	Bung Adapter for Suction Kit (203992). Includes (100220) thumbscrew
Sealed Bung Adapters (prevents rain water and other fluids from entering drum when pump is outdoors.)	
204076	Sealed bung adapter for full-length Fire-Ball with 2-1/8 in (53.9 mm) bung and Mini Fire-Ball 225, 3:1 (2.140 inch diameter)
224579	Sealed bung adapter for universal length Fire-Ball pumps, 2.159 inch diameter (will not fit Mini Fire-Ball 225, 3:1 or old style pumps with bottom foot valve)
217359	Sealed bung adapter for Fast-Flo pumps; can be used with suction kit 236054
Low-Level Cut-Offs (Prevents air from entering pump by closing intake when fluid supply to pump is exhausted. Can be used with suction hose kit or standard suction tube without changing tube length.)	
203688	Low-level cut-offs for Fast-Ball and Fire-Ball pumps that have a universal design with suction tube extension supplying metered outlets; replaces stand-off suction tube; 1.5 npt (f) inlet. 3 in (76 mm) h
Thermal Relief Valve Kits (includes valve, hose and fittings)	
235998	Mini Fire-Ball 225, 3:1 thermal relief valve rated to 600 psi (41 bar)
237893	Fire-Ball 300, 5:1 and Fire-Ball 425, 6:1 thermal relief valve rated to 900 psi (62 bar)
248296	Fire-Ball 300, 5:1 and Fire-Ball 425, 6:1 thermal relief valve rated to 900 psi (62 bar) (same as 237893 minus bung adapter and swivel. Includes 6 foot hose)
237601	Fire-Ball 425, 3:1 thermal relief valve rated to 600 psi (41 bar)
240429	Fire-Ball 425, 10:1 thermal relief valve rated to 1600 psi (110 bar)
248324	Fire-Ball 425, 10:1 thermal relief valve rated to 1600 psi (110 bar) (same as 240429 minus bung adapter and swivel. Includes 6 foot hose)
238899	Diaphragm pump thermal relief valve rated to 150 psi (10.4 bar)
112353	Diaphragm pump thermal relief valve for fuel dispense; rated to 50 psi (3.4 bar), valve only




204144



203622



241663



203688

# Fire-Ball® and Oil Pump Accessories

## Air-Powered Oil Pumps and Packages

### Ordering Information

Bleed-Type Air Shut-Off Valves (rated to 250 psi [17.4 bar]) Female ends						
110223	1/4 in (6.4 mm)					
110224	3/8 in (9.5 mm)					
110225	1/2 in (12.7 mm)					
110226	3/4 in (19.1 mm)					
Fluid Shut-Off Valves (rated to 2000 psi [138 bar]) For isolating oil dispense lines.						
108458	1/2 in (12.7 mm)					
108537	3/4 in (19.1 mm)					
110314	1 in (25.4 mm)					
Fluid T-Strainers 60 Mesh Strainer, 750 psi (51 bar) working pressure. Prevents foreign material from entering dispense lines. Not for use with grease lines.						
240417	1/2 in npt(f) swivel x 1/2 in npt(m) ports					
240418	3/8 in npt(f) x 3/8 in npt(m) ports					
Mesh Strainer Replacement for 240417						
3 replacement Elements	25 replacement Elements	Mesh				
238433	238434	40 mesh				
238431	238432	60 mesh (standard)				
238429	n/a	100 mesh				
Y-Strainers 400 psi (28 bar) max. working pressure filters material before it enters the pump. 20 mesh screen.						
Y-Strainer	Replacement Screens	Inlet/Outlet				
101078	180199	3/4 npt(f) both ends				
110877	110906	1/2 npt(f) both ends				
110878	110907	1 npt(f) both ends				
Mounting Accessories						
Pump	Fast-Ball 1:1	Mini Fire-Ball 225, 3:1	Fire-Ball 300, 5:1	Fire-Ball 425, 3:1	Fire-Ball 425, 6:1	Fire-Ball 425, 10:1
Bung Adapter	222308			N/A†	N/A†	222308
Connection Hose Kit	222118 18 inch (45.7 cm)  222119 72 inch (182.8 cm)	222062 18 inch (45.7 cm)  222063 72 inch (182.8 cm)		238246 24 inch (60.9 cm)		222068 18 inch (45.7 cm)  222066 72 inch (182.8 cm)
Wall Mounting Bracket	203987			238245		203987
Thermal Relief Kit	—	235998	237893	237601	240429	
Air Regulator and Gauge	110147	109075		104266/100960		
Air Filter	110146	106148		106149		
Air Lubricator	110148	214847		214848		
FRL*	110149	110150		217072		
Airline Shutoff Valve	110223	110224		110225		
Fluid Shutoff Valve	108537	108458		108537		
Fluid Outlet Filter	240417			101078	—	
Low-Level Cutoff	203688					
Suction Hose Kit	236054			N/A**	N/A**	

\*Filter, Regulator, Lubricator and Gauge

\*\*Recommend 1-1/2 in, 6 ft hose assembly as suction kit

†Must be wall-mounted or flange-mounted



108458



240417



101078

# NXT™ High-Flo®

## Air-Powered Oil Pumps and Packages

### Features and Benefits

- Move large amounts of oil fast—dispenses up to 31 gallons of oil per minute
- Tested to outperform and outlast all other pumps on the market with its long-life packing design
- Models available with intuitive, easy-to-use DataTrak™ controls—gives you pump diagnostics, material usage tracking and pump runaway protection
- Reduces icing and noise—new NXT air motor is up to 50% quieter than previous models

### Typical Applications

- In-plant to supply long-pipe runs or large volume header systems with multiple dispense locations
- Fill remote reservoirs or feed an automated lubrication system
- Transfer and dispense large amounts of lubricant to supply a production process
- Mines/construction for rapid refill of lube trucks and to service off-road equipment

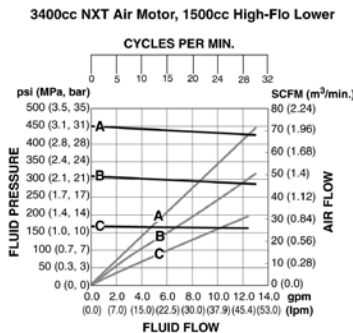



Package Number with DataTrak		247888	247889	247892	247893
Package Number without DataTrak		24D602	24D603	24D606	24D607
Pump Specifications	Ratio	3.5:1	4.5:1	6:1	6:1
	Mounting	Wall (255143)	Wall (255143)	Wall (255143)	Stand (218742)
	Pump with DataTrak and thermal relief kit	24D590	24D591	24D594	24D594
	Pump w/o DataTrak and thermal relief kit	24D596	24D597	24D600	24D600
	Output per Cycle	2000cc	1500 cc	2000 cc	2000 cc
	Output at 60 CPM*	31.5 gpm (119.2 lpm)	23.2 gpm (87.8 lpm)	31.5 gpm (119.2 lpm)	31.5 gpm (119.2 lpm)
	Motor Size	NXT 3400		NXT 6500	
	Maximum Fluid Pressure	350 psi (24.1 bar)	450 psi (31.0 bar)	500 psi (35.2 bar)	
	Maximum Air Input Pressure	100 psi (6.9 bar)		75 psi (5.2 bar)	
Manuals	System Manual	312862			
	Pump Manual	311211		311831	
	Pump Lower Manual	311690		311832	
	Motor Manual	311238			
Inlet/ Outlet	Pump Inlet Size	1 1/2 in npt (f)		2 in npt (f)	
	Pump Outlet Size	1 in npt (f)		2 in npt (f)	
Hoses	3/4 in x 4 ft Air Hose	110048			
	1 in x 6 ft Fluid Hose	115042		247969	

\*Graco recommends 20 CPM or less for supply applications

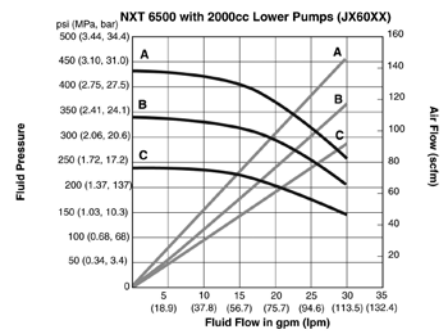
### Performance Charts

A = 100 psi (7.0 bar) air pressure  
B = 70 psi (4.9 bar) air pressure  
C = 40 psi (2.8 bar) air pressure



Test Fluid is No. 10 Weight Oil for all pumps

A = 70 psi (4.9 bar) air pressure  
B = 55 psi (3.7 bar) air pressure  
C = 40 psi (2.8 bar) air pressure



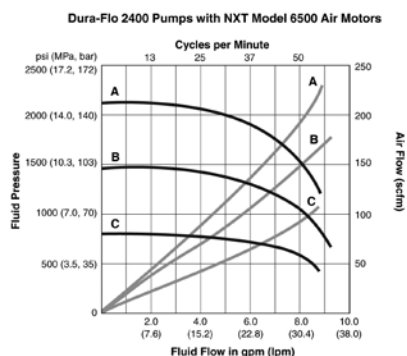

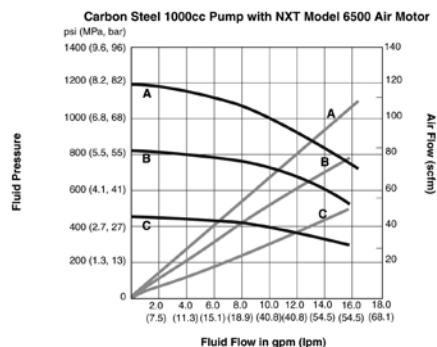
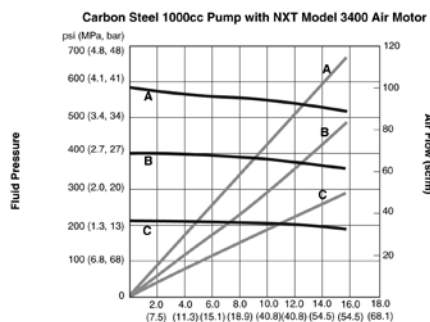
# NXT™ Dura-Flo®

## Air-Powered Oil Pumps and Packages

### Performance Charts

A = 7 bar (100 psi) air pressure or 105 bar (1500 psi) hydraulic oil pressure  
 B = 4.9 bar (70 psi) air pressure or 75 bar (1050 psi) hydraulic oil pressure  
 C = 2.8 bar (40 psi) air pressure or 42 bar (600 psi) hydraulic oil pressure

Test Fluid is No. 10 Weight Oil for all pumps










Package Number with DataTrak		247890	247894	247891	247895
Package Number without DataTrak		24D604	24D608	24D605	–
Pump Specifications	Ratio	6:1	10:1	12:1	23:1
	Mounting	Wall (255143)			
	Pump with DataTrak and thermal relief kit	24D592	24D595	24D593	–
	Pump w/o DataTrak and thermal relief kit	24D598	24D601	24D599	–
	Output per Cycle	1000cc		580cc	
	Output at 60 CPM*	17.4 gpm (65.9 lpm)		9.2 gpm (34.8 lpm)	
	Motor Size	NXT 3400	NXT 6500	NXT 3400	NXT 6500
	Max. Fluid Pressure	620 psi (42.7, 4.3 bar)	1180 psi (81.3 bar)	1190 psi (82.1 bar)	1725 psi (118.9 bar)
	Max. Air Input Pressure	100 psi (6.9 bar)			75 psi (5.2 bar)
Manuals	System Manual	312862			
	Pump Manual	311833		311826	
	Pump Lower Manual	311717		311825	
	Motor Manual	311238			
Inlet/ Outlet	Pump Inlet Size	2 in npt(f)			
	Pump Outlet Size	1 1/2 in npt(m)			
Hoses	3/4 in x 4 ft Air Hose	110048			
	1 in x 6 ft Fluid Hose	115042			

\*Graco recommends 20 CPM or less for supply applications

# Grease Pumps Quick Reference


## Technical Specifications and Selection Chart

	Annual Usage	Line Length <sup>‡</sup>	Dispense Points	Air Inlet	Material Inlet	Material Outlet
	<b>LD Series , 50:1</b>					
	7,000 lb (3,125 kg)	300 ft (91 m)	1 to 2	1/4 in npt(f)	Priming Piston	1/4 in npt(f)
	<b>Mini Fire-Ball 225, 50:1</b>					
	10,000 lb (4,535 kg)	100 ft (30 m)	1	3/8 in npt(f)	Slotted	1/4 in npt(f)
	<b>Fire-Ball 300, 50:1</b>					
	10,000 lb (4,535 kg)	250 ft (76 m)	1 to 2	3/8 in npt(f)	Slotted	1/4 in npt(f)
	<b>Fire-Ball 425, 50:1</b>					
	20,000 lb (9,072 kg)	250-500 ft (76-152 m)	4 or more	1/2 in npt(f)	Slotted	3/8 in npt(f)
	<b>Fire-Ball 425, 75:1</b>					
	20,000 lb (9,072 kg)	250-500 ft (76-152 m)	4 or more	1/2 in npt(f)	Slotted	3/8 in npt(f)
	<b>Fire-Ball 300, 15:1</b>					
	10,000 lb (4,535 kg)	250 ft (76 m)	1 to 2	3/8 in npt(f)	Slotted	1/4 in npt(f)
	<b>Fire-Ball 425, 10:1</b>					
	20,000 lb (9,072 kg)	250-500 ft (76-152 m)	4 or more	1/2 in npt(f)	Slotted	1 in npt(f)

<sup>‡</sup> Consult your local authorized Graco representative for line or pipe sizing

# Grease Pumps Quick Reference

## Technical Specifications and Selection Chart



Annual Usage	Line Length <sup>‡</sup>	Dispense Points	Pump Ratio(s)	Output Per Cycle	Fluids
<b>Check-Mate, 14:1**</b>					
20,000 lb (9,072 kg)	Up to 100 ft (76 m)	1	14:1	500 cc	Grease
<b>Check-Mate, 26:1</b>					
20,000 lb (9,072 kg)	Up to 250 ft (76 m)	1-2	26:1	500 cc	Grease
<b>Check-Mate, 29:1</b>					
20,000 lb (9,072 kg)	Up to 250 ft (76 m)	4 or more	29:1	250 cc	Grease
<b>Check-Mate, 55:1</b>					
20,000 lb (9,072 kg)	Up to 250 ft (76 m)	1-2	55:1	250 cc	Grease
<b>Check-Mate, 63:1**</b>					
20,000 lb (9,072 kg)	Up to 250 ft (76 m)	1-2	63:1	100 cc	Grease
<b>Check-Mate, 68:1**</b>					
20,000 lb (9,072 kg)	Up to 500 ft (152 m)	1-2	68:1	200 cc	Grease

<sup>‡</sup> Consult your local authorized Graco representative for line or pipe sizing  
 \*\*NXT Check-Mate pump is available in floor stand or RAM Package.

# LD Series 50:1 Pump

## Air-Powered Grease Pumps and Packages

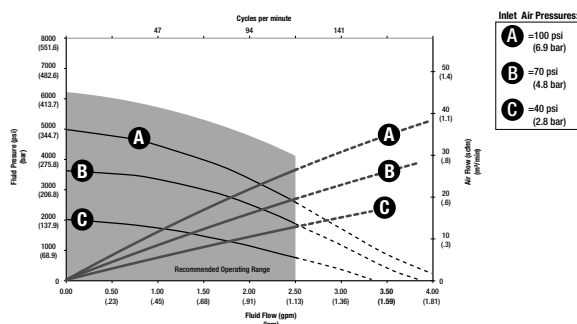
### Features and Benefits

- Built-in thermal relief protects your equipment from thermal expansion
- Three inch air motor provides more power to create better flow
- Cup and plate design eliminates the need for O-rings that wear out faster

### Typical Applications

- Medium pressure, low to medium volume grease dispense
- Automotive dealerships
- Fast lube centers
- Service shops
- Lube trucks

### Pump Performance



### Technical Specifications

Maximum Fluid Working Pressure .....	7500 psi (517 bar, 51.7 MPa)
Fluid Pressure Ratio .....	50:1
Air Operation Range .....	20 to 150 psi (1.37 to 10.3 bar)
Recommended Air Pressure (for optimum life) .....	<125 psi (8.6 bar, 0.86 MPa)
Max Recommended Pump Speed .....	120 cycles per minute
Cycles Per Gallon/pound (l/kg) .....	247 cycles per pound (103 cycles per kg)
Recommended Pump Speed (for maximum life) .....	60 cycles per minute or lower
Wetted Parts .....	Steel, brass, nitrile rubber, polyurethane, UHMWPE, acetal
Sound Pressure Level .....	72.9 dB(a)
Sound Power Level .....	82 dB(a)
Approximate Weight .....	35 pound drum—11.2 pounds (5.1 kg), 120 pound drum—15.0 pounds (6.8 kg), 400 pound drum— 17.0 pounds (7.7 kg)
Air Inlet .....	1/4 in
Fluid Inlet .....	Priming Piston
Fluid Outlet .....	1/4 in
Free Flow* .....	5 lb/min
Annual Usage .....	Up to 7,000 lb (3175 kg)

### Ordering Information

LD Series 50:1 Pumps	
24G600	35 lb (16 kg) Grease Pump - 50:1
24G603	120 lb (55 kg) Grease Pump - 50:1
24G606	400 lb (180 kg) Grease Pump - 50:1



LD Series 50:1 Pump



# LD Series Pump Packages and Accessories

## Air-Powered Grease Pumps and Packages

### Ordering Information

50:1 Grease Packages	
24J030	35# Portable Grease package includes: 50:1 35# (16kg) Grease pump (24G600), 6ft Grease hose kit (24H862), 35# follower plate (24F901), 35# Drum cover (24F904), Grease valve (242056), Z-swivel (202577)
24J036	120# Stationary Grease Package includes: 50:1 120# Grease pump (24G603), 6 ft Grease hose kit (24H862), 120# follower plate (24F902), 120# Drum cover (24F905), Grease valve (242056), Z-swivel (202577)
24J048	120# Mobile Grease Package includes: 50:1 120# pump (24G603), 6ft hose kit (24H862), 120# follower plate (24F902), 120# Drum cover (24F905), 120# Cart (24H422), Grease valve (242056), Z-swivel (202577)
24J060	120# Mobile Grease Package with LD Reel. Includes: 50:1 120# Grease pump (24G603), 6ft Grease hose kit (24J501), 120# follower plate (24F902), 120# Drum cover (24F905), 120# Cart (24H422), LD grease hose reel, 1/4" x 35" (24H663), Grease valve (242056), Z-swivel (202577)
24J042	400# Stationary Grease Package includes: 50:1 400# Grease pump (24G606), hose kit (24H862), 400# follower plate (24F903), 400# Drum cover (24F906), Grease valve (242056), Z-swivel (202577)
24J054	400# Mobile Grease Package. Includes: 50:1 400# Grease pump (24G606), 6 ft hose kit (24H862), 400# follower plate (24F903), 400# Drum cover (24F906), 400# Cart (24F915), Grease valve (242056), Z-swivel (202577)
24J066	400# Mobile Grease Package with and LD Reel. Includes: 50:1 400# Grease pump (24G606), 6 ft Grease hose kit (24J501), 400# follower plate (24F903), 400# Drum cover (24F906), 400# Cart (24F915), LD grease hose reel, 1/4" x 35" (24H663), Grease valve (242056), Z-swivel (202577)
Drum Covers	
24F904	Cover for 35 lb (16 kg) pails
24F905	Cover for open-head 120 lb drums
24F906	Cover for open-head 400 lb drums
Follower Plates	
24F901	For 35lb (16 kg) pails with LD 50:1 pumps
24F902	For 120 lbs drum with LD 50:1 pumps
24F903	For 400 lb drums with LD 50:1 pumps
Hose and Fitting Kits	
24H862	6 ft LD pump grease hose kit. Includes 1/4" x 6' grease hose, 3/8" x 6 ft air hose, and fittings
Air Regulators	
24H420	Mini air pressure regulator with valve, 1/4 inch NPT x 3/8 inch NPT
Carts	
24F915	Drum cart with pneumatic wheels for 400 lb drums, includes chain for securing drum to cart
24H422	Drum cart with pneumatic wheels for 120 lb drums, includes chain for securing drum to cart



24J030



24J048



24J060



24J054



24J066



24F915



24H422



24F904



24F901



24J042



# Mini Fire-Ball® 225, 50:1

## Air-Powered Grease Pumps and Packages

### Features and Benefits

- Non-corrosive air motor design for long life
- Double-acting pump ensures smooth fluid flow
- Robust grease inlet cage withstands the most abusive handling

### Typical Applications

- Medium pressure, low to medium volume grease dispense
- Automotive dealerships
- Heavy-duty dealerships
- Fast lube and service centers
- Fleet service facilities
- Lube trucks
- Mining
- In-plant

### Typical Fluids Handled

- Grease up to NLGI #2

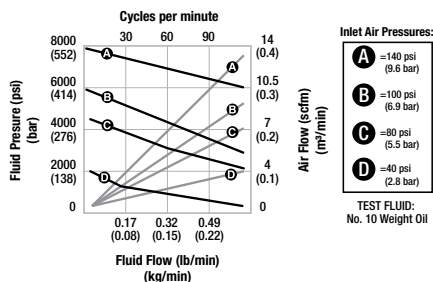
### Technical Specifications

Continuous-Duty Flow Rate .....	0.32 lb/min (0.15 kg/min)
Maximum Fluid Pressure .....	8400 psi (578 bar)
Air Motor Effective Diameter .....	2.25 in (57.2 mm)
Operating Range .....	40-140 psi (3-10 bar)
Approximate Air Use .....	7.3 scfm @ 0.41 lb/min. (.18 kg/min) @ 100 psi @ 80 cpm
Wetted Materials .....	Steel, Urethane, Aluminum, Buna-N, Brass, Ethylene, Delrin®
Air Inlet Port Size .....	3/8 in npt(f)
Material Inlet .....	Slotted
Material Outlet .....	1/4 in npt(f)
Line Length† .....	Up to 100 ft (30.5 m)
Dispense Points .....	1
Annual Usage .....	Up to 10,000 lb (4,535 kg)

### Ordering Information

Mini Fire-Ball 225 50:1 Pumps	
246909	35 lb (16 kg) Grease Pump - 50:1
246780	120 lb (55 kg) Grease Pump - 50:1
246781	400 lb (180 kg) Grease Pump - 50:1

### Pump Performance



# Fire-Ball® 300, 15:1

## Air-Powered Grease Pumps and Packages

### Features and Benefits

- Non-corrosive air motor design for long life
- Double-acting pump ensures smooth fluid flow
- Robust grease inlet cage withstands the most abusive handling

### Typical Applications

- Medium pressure, low to medium volume grease dispense
- Automotive dealerships
- Heavy-duty dealerships
- Fast lube and service centers
- Fleet service facilities
- Lube trucks
- Mining
- In-plant

### Typical Fluids Handled

- Grease up to NLGI #0


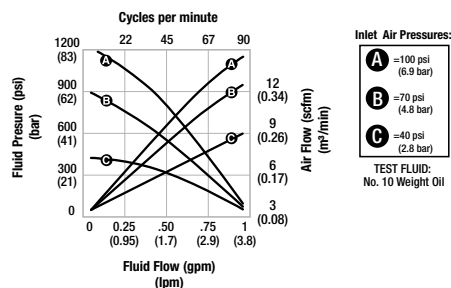
### Technical Specifications

Continuous-Duty Flow Rate .....	0.7 gpm
Maximum Fluid Pressure .....	2700 psi (186 bar)
Air Motor Effective Diameter .....	3 in (7.6 cm)
Operating Range .....	40-180 psi (2.8-12.5 bar)
Approximate Air Use .....	17 cfm@ 100 psi (7 bar)
Wetted Materials .....	CS, AL, Leather, PTFE, Rubber
Air Inlet Port Size .....	3/8 in npt(f)
Material Inlet .....	1 in npt(f) Straight Inlet
Material Outlet .....	1/4 in npt(f)
Line Length‡ .....	Up to 250 ft (76.2 m)
Dispense Points .....	1 to 2
Annual Usage .....	Up to 10,000 lb (4,535 kg)

### Ordering Information

Fire-Ball 300 15:1 Pumps	
206405	35 lb (16 kg) Grease Pump - 15:1
206699	120 lb (55 kg) Grease Pump - 15:1
206700	400 lb (180 kg) Grease Pump - 15:1

### Pump Performance



‡ Consult your local authorized Graco representative for line or pipe sizing

# Fire-Ball® 300, 50:1

## Air-Powered Grease Pumps and Packages

### Features and Benefits

- Non-corrosive air motor design for long life
- Double-acting pump ensures smooth fluid flow
- Robust grease inlet cage withstands the most abusive handling

### Typical Applications

- Medium pressure, low to medium volume grease dispense
- Automotive dealerships
- Heavy-duty dealerships
- Fast lube and service centers
- Fleet service facilities
- Lube trucks
- Mining
- In-plant

### Typical Fluids Handled

- Grease up to NLGI #2


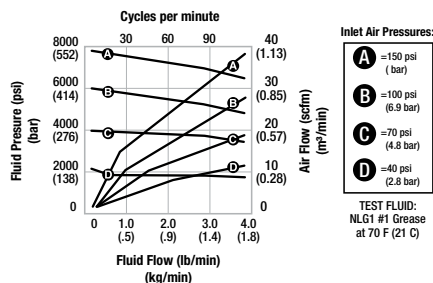
### Technical Specifications

Continuous-Duty Flow Rate .....	1.19 lb/min. (.54 kg/min.)
Maximum Fluid Pressure .....	8400 psi (580 bar)
Air Motor Effective Diameter .....	3 in (76.2 cm)
Operating Range .....	30-140 psi (3.0-9.7 bar)
Approximate Air Use .....	22.8 cfm @ 100 psi (7 bar)
Wetted Materials .....	CS, Delrin®, Buna-N, Polyurethane
Air Inlet Port Size .....	3/8 in npt(f)
Material Inlet .....	Slotted
Material Outlet .....	1/4 in npt(f)
Line Length† .....	Up to 250 ft (76.2 m)
Dispense Points .....	1 to 2
Annual Usage .....	Up to 10,000 lb (4,535 kg)

### Ordering Information

Fire-Ball 300 50:1 Pumps	
239877	35 lb or 70 lb (16 kg or 32 kg) Grease Pump - 50:1
239887	120 lb (55 kg) Grease Pump - 50:1
239888	400 lb (180 kg) Grease Pump - 50:1

### Pump Performance



† Consult your local authorized Graco representative for line or pipe sizing

# Fire-Ball® 425, 10:1

## Air-Powered Grease Pumps and Packages

### Features and Benefits

- Non-corrosive air motor design for long life
- Double-acting pump ensures smooth fluid flow
- Robust grease inlet cage withstands the most abusive handling

### Typical Applications

- Medium pressure, low to medium volume grease dispense
- Automotive dealerships
- Heavy-duty dealerships
- Fast lube and service centers
- Fleet service facilities
- Lube trucks
- Mining
- In-plant

### Typical Fluids Handled

- Grease up to NLGI #2

### Technical Specifications

Continuous-Duty Flow Rate .....	3.5 gpm
Maximum Fluid Pressure .....	1800 psi (124 bar)
Air Motor Effective Diameter .....	4.25 in (10.8 cm)
Operating Range .....	40-180 psi (2.8-12.5 bar)
Approximate Air Use .....	13 cfm @ 100 psi (7 bar)
Wetted Materials .....	Steel, Brass, Aluminum, Leather, Buna-N
Air Inlet Port Size .....	1/2 in npt(f)
Material Inlet .....	Slotted
Material Outlet .....	1 in npt(f)
Line Length‡ .....	Up to 500 ft (152.4 m)
Dispense Points .....	4 or more
Annual Usage .....	20,000 lb or more (9,072 kg)

### Ordering Information

Fire-Ball 425 10:1 Pumps	
965129	Fire-Ball 425, 10:1 pump complete with bung adapter. For open head drum, remove bung adapter and mount to 200326, 400 lb (180 kg) drum cover. Ideal for transferring grease from 400 lb (180 kg) drum or side pocket of tote tank. Can be modified for stubby horizontal mount on tote tanks. For more information contact Lubrication Equipment Technical Assistance
965124	Stubby mount Fire-Ball 425, 10:1 pump only



‡ Consult your local authorized Graco representative for line or pipe sizing

# Fire-Ball® 425, 50:1

## Air-Powered Grease Pumps and Packages

### Features and Benefits

- Non-corrosive air motor design for long life
- Double-acting pump ensures smooth fluid flow
- Robust grease inlet cage withstands the most abusive handling

### Typical Applications

- Medium pressure, low to medium volume grease dispense
- Automotive dealerships
- Heavy-duty dealerships
- Fast lube and service centers
- Fleet service facilities
- Lube trucks
- Mining
- In-plant

### Typical Fluids Handled

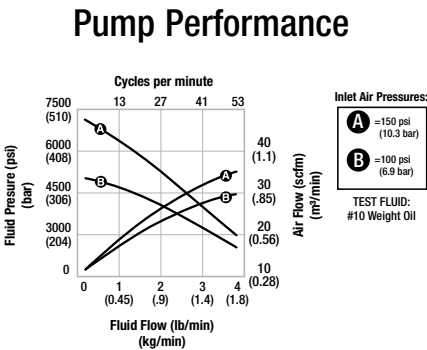
- Grease up to NLGI #2

### Technical Specifications

Continuous-Duty Flow Rate	3.35 lb/min (1.5 kg/min.)
Maximum Fluid Pressure	7500 psi (517 bar)
Air Motor Effective Diameter	4.25 in (10.8 cm)
Operating Range	40-150 psi (2.8-10.4 bar)
Approximate Air Use	19 cfm @ 70 psi (4.8 bar)
Wetted Materials	CS, Leather
Air Inlet Port Size	1/2 in npt(f)
Material Inlet	Slotted
Material Outlet	3/8 in npt(f)
Line Length‡	Up to 250 ft (76.2 m)
Dispense Points	4 or more
Annual Usage	20,000 lb or more (9,072 kg)

### Ordering Information

Fire-Ball 425 50:1 Pumps	
205394	120 lb (55 kg) Grease Pump - 50:1
205395	400 lb (180 kg) Grease Pump - 50:1



‡ Consult your local authorized Graco representative for line or pipe sizing

# Fire-Ball® 425, 75:1

## Air-Powered Grease Pumps and Packages

### Features and Benefits

- Non-corrosive air motor design for long life
- Double-acting pump ensures smooth fluid flow
- Robust grease inlet cage withstands the most abusive handling

### Typical Applications

- Medium pressure, low to medium volume grease dispense
- Automotive dealerships
- Heavy-duty dealerships
- Fast lube and service centers
- Fleet service facilities
- Lube trucks
- Mining
- In-plant

### Typical Fluids Handled

- Grease up to NLGI #2

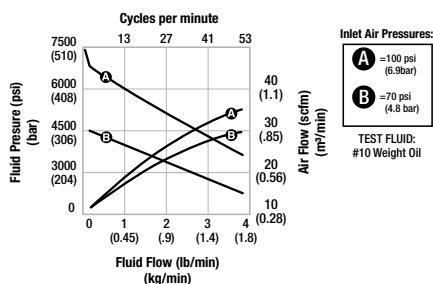
### Technical Specifications

Continuous-Duty Flow Rate .....	1.95 lb/min (0.88 kg/min)
Maximum Fluid Pressure .....	7500 psi (517 bar)
Air Motor Effective Diameter .....	4.25 in (10.8 cm)
Operating Range .....	40-100 psi (2.8-7 bar)
Approximate Air Use .....	26 cfm @ 100 psi (7 bar)
Wetted Materials .....	CS, Leather
Air Inlet Port Size .....	1/2 in npt(f)
Material Inlet .....	Slotted
Material Outlet .....	3/8 in npt(f)
Line Length‡ .....	Up to 500 ft (152.5 m)
Dispense Points .....	4 or more
Annual Usage .....	20,000 lb or more (9,072 kg)

### Ordering Information

Fire-Ball 425 75:1 Pumps	
239729	120 lb (55 kg) Grease Pump - 75:1
239730	400 lb (180 kg) Grease Pump - 75:1
239731	35/70 lb (16/32 kg) Grease Pump - 75:1

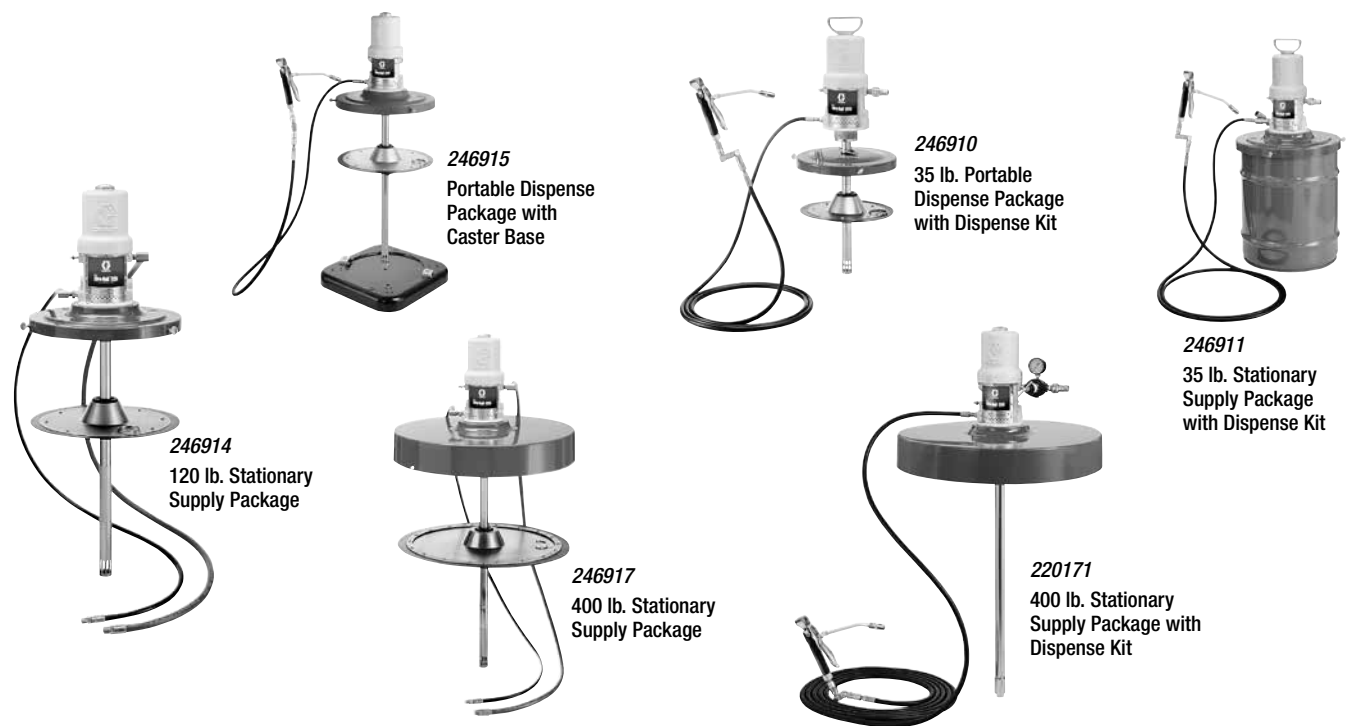
### Pump Performance



‡ Consult your local authorized Graco representative for line or pipe sizing

# Fire-Ball® Grease Pump Packages

## Air-Powered Grease Pumps and Packages



### Mini Fire-Ball® 225, 50:1 Grease Pumps and Packages

	Portable Pail Dispenser	Stationary Pail Dispenser	Cart-Mounted Pail Dispenser	Stationary Supply Package	Portable Package w/ Caster Base	Portable Package w/ 2-Wheel Cart	Stationary Supply Package
Container Size	35 lb (16 kg) pail	35 lb (16 kg) pails or 70 lb (32 kg) bulk		120 lb (55 kg)			400 lb (180 kg)
Package No.	246910 +	246911 +	246913 +	246914 +	246915 +	246916 +	246917 +
Pump Only.	246909			246780			246781
Container	—	204134		—	—	—	—
Follower Plate	24F901	*	*	24F902			24F903
Dispense Kit	236058			222072	236058		222072
Fluid Hose	12 ft x 1/4 in (3.7 m x 6.4 mm)			6 ft x 1/4 in (1.8 m x 6.4 mm)	12 ft x 1/4 in (3.7 m x 6.4 mm)		6 ft x 1/4 in (1.8 m x 6.4 mm)
Dispense Hose Kit	236058			6 ft x 3/8 in (1.8 m x 9.5 mm)	—	—	6 ft x 3/8 in (1.8 m x 9.5 mm)
Cover	222059	24R350					200326
Cart	—	—	203650	—	203622	203650	—
Manual	309967						

+ Order 3/8 in (9.5 mm) air regulator (109075) separately \* Order follower plate 220653 separately for 35 lb (16 kg) pails or 220654 for 70 lb (32 kg) bulk

### Fire-Ball® 300, 15:1 Grease Pumps and Packages

	Stationary Pail Dispenser	Stationary Drum Dispenser	Cover-Mounted Drum Dispenser
Container Size lb (kg)	35 lb (16 kg)	120 lb (55 kg)	400 lb (180 kg)
Package No.	222078	220170	220171
Pump Only	206405	206699	206700
Dispense Kit	222080	222081	222081
Fluid Hose	15 ft x 3/8 in (4.6 m x 9.5 mm)	25 ft x 3/8 in (7.6 m x 9.5 mm)	25 ft x 3/8 in (7.6 m x 9.5 mm)
Drum Cover	222058	204574	200326
Instruction Manual	307882		

# Fire-Ball® Grease Pump Packages

## Air-Powered Grease Pumps and Packages

### Fire-Ball® 300, 50:1 35-70 lb (16-32 kg) Grease Pumps and Packages

	Portable Pail Dispenser	Stationary Pail Dispenser	Cart-Mounted Pail Dispenser	Cart-Mounted Pail Topper
Container Size	35 lb (16 kg)	35 lb or 70 lb (16 kg or 32 kg)	35 lb or 70 lb (16 kg or 32 kg)	35 lb (16 kg)
Package No.	222069 *	225827 *	225773 *	226012 *
Metered Package**	245694	—	245695	—
Pump No.	239877			
Dispense Kit	222070			
Fluid Hose	12 ft x 1/4 in (3.7 m x 6.4 mm)			
Follower Plate	24F901	†	†	—
Cover	222059	24R350		—
Holster	—	203976		
Container	—	204134	204134	—
Cart	—	—	203650	
Elevator	—	—	—	203664
Inductor Plate	—	—	—	204351
Instruction Manual	307878			

\* Use 3/8 in (9.5 mm) air regulator 109075; must be ordered separately \*\* Metered grease package includes 233807 Accu-Shot instead of 242056 Pro-Shot † Order follower plate 220653 for 35 lb (16 kg) containers, and follower plate 220654 for 70 lb (32 kg) containers; must be ordered separately



### Fire-Ball® 300, 50:1 Packages For 120 lb (55 kg) Containers

	Portable with Caster Base	Portable with Two-Wheel Cart	Portable with Heavy-Duty Cart	Stationary Supply	Stationary Supply Topper-Inductor
Container Size lb (kg)	120 (55)	120 (55)	120 (55)	120 (55)	120 (55)
Package Number	225006 *	225026 *	222245 *	225014 *	222073 *
Metered Package	—	245696 **	—	—	—
Pump Only	239887	239887	239887	239887	239887
Dispense Kits	222070	222070	222383	222072	-
Fluid Hose	12 ft x 1/4 in (3.7 m x 6.4 mm)	—	25 ft x 1/4 in (7.6 m x 6.4 mm)	6 ft x 1/4 in (1.8 m x 6.4 mm)	6 ft x 1/4 in (1.8 m x 6.4 mm)
Air Hose	—	—	—	6 ft x 3/8 in (1.8 m x 9.5 mm)	6 ft x 3/8 in (1.8 m x 9.5 mm)
Follower Plate	24F902	24F902	24F902	24F902	—
Cover	24R350	24R350	222060	24R350	—
Holster	203976	203976	—	—	—
Caster Base	203622	—	—	—	—
Cart	—	203650	222243	—	—
Elevator	—	—	—	—	204121
Pump Support	—	—	—	—	222074†
Hold Down Kit	—	—	222061	—	—
Instruction Manual	307878	307878	307878	307880	306523

\* Use 3/8 in (9.5 mm) air regulator 109075; must be ordered separately \*\* Metered grease package includes 233807 Accu-Shot instead of 242056 Pro-Shot † Pump support assembly includes dust cover, base, inductor plate and 6 ft (1.8 m) fluid and air hose



# Fire-Ball® Grease Pump Packages

## Air-Powered Grease Pumps and Packages

### Fire-Ball® 300, 50:1 Packages for 400 lb (180 kg) Containers

	Stationary	Topper-Inductor
Container Size lb (kg)	400 (180)	400 (180)
<b>Package Number</b>	<b>225016*</b>	<b>226013*</b>
Pump Only	239888	239888
Hose and Fitting Kit	222072	204467
Fluid Hose	6 ft (1.8 m) x 1/4 in (6.4 mm)	6 ft (1.8 m) x 1/4 in (6.4 mm)
Air Hose	6 ft (1.8 m) x 3/8 in (9.5 mm)	6 ft (1.8 m) x 3/8 in (9.5 mm)
Follower Plate	24F903	—
Cover	200326	—
Carriage	—	204461
Elevator	—	204385
Inductor Plate	—	204353
Base	—	205339
Instruction Manual	307880	306556

\* Use 3/8 in (9.5 mm) air regulator 109075; must be ordered separately



**225016**  
400 lb. Stationary  
Supply Package



**226013**  
120 lb. Stationary  
Supply with  
Topper-Inductor



**223108**  
Stationary Supply  
Package



**226018**  
400 lb. Stationary  
Supply with  
Topper-Inductor

### Fire-Ball® 425, 10:1 Packages

#### 10:1 Pump for Closed Head Drum for 400 lb (180 kg)

965129	Fire-Ball 425, 10:1 pump complete with bung adapter. For open head drum, remove bung adapter and mount to 200326, 400 lb (180 kg) drum cover. Ideal for transferring grease from 400 lb (180 kg) drum or side pocket of tote tank. Can be modified for stubby horizontal mount on tote tanks. For more information contact Lubrication Equipment Technical Assistance
--------	---

#### Fire-Ball 425, 10:1 Pump Only

965124	Fire-Ball 425, 10:1 pump only, Stubby Universal Mount
--------	---

### Fire-Ball® 425, 50:1; Bulldog® 3:1 Packages for 120-400 lb (56-180 kg) Containers

Description	Stationary Supply	Stationary Supply	Stationary Supply Topper-Inductor	Ram	Bulldog 3:1 (Sinker)
Container Size lb (kg)	120 (55)	400 (180)	400 (180)	400 (180)	400 (180)
<b>Package Number</b>	<b>223108*</b>	<b>225781*</b>	<b>226018*</b>	<b>244905</b>	<b>244848</b>
Pump Only	205394	205395	205395	205395	205148
Air Hose Kit	222076	222076	205102	222076	208610
Fluid Hose	6 ft x 3/8 in (1.8 m x 9.5 mm)				
Air Hose	6 ft x 1/2 in (1.8 m x 12.7 mm)				
Cover	204574	200326	—	—	—
Follower Plate	223344	223846	—	—	—
Carriage	—	—	204461	—	—
Elevator	—	—	204385	—	—
Inductor Plate	—	—	205699	—	222404
Base	—	—	205339	—	—
Ram	—	—	—	257435	—
Air Regulator	—	—	—	**	207651
Adapter Plate	—	—	—	162225	—
Adapter Kit	—	—	—	224266	—
Manual	307880	307880	306556	309345	309345

\* Use 1/2 in (12.7 mm) air regulator 104266 and gauge 100960; must be ordered separately For Fire-Ball 425, 50:1 Lube Truck Packages, see the Specialty Pump Section. \*\*Regulator included in Ram air control for 244905.

# Fire-Ball® Grease Pump Packages

## Air-Powered Grease Pumps and Packages

### Fire-Ball® 425, 75:1 Packages for 35-400 lb (16-180 kg) Containers

Description	Cover-Mount	Cover-Mount	Inductor	Ram	Pail Length	Bung or Cover
Container Size lb (kg)	120 (55)	400 (180)	400 (180)	400 (180)	35/70 lb (16/32 kg)	400 (180)
Package Number	244635*	244636*	244637*	244906	—	—
Pump Only	239729	239730	239730	239730	239731	239730
Hose and Fitting Kit	222076	222076	205102	222076	—	—
Drum Cover	204574	200326	—	—	204574	—
Follower Plate	223344	223846	—	—	**	—
Carriage	—	—	204461	—	—	—
Elevator	—	—	204385	—	—	—
Base	—	—	205339	—	—	—
Inductor	—	—	205699	—	—	—
Ram	—	—	—	—	—	—
Air Regulator	—	—	—	244844	—	—
Adapter Plate	—	—	—	162225	—	—
Adapter Kit	—	—	—	224266	—	—
Manual	307880	307880	306556	309345	—	—

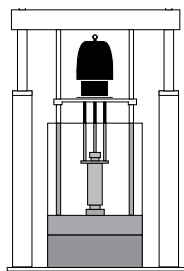
\* Use 1/2 in (12.7 mm) air regulator (104266) and gauge (100960); must be ordered separately \*\* 35 lb: 220653/ 70 lb: 223344 • For Lube Truck Packages, see the Specialty Pumps and Packages Solution Section

### RAM Assemblies

Description	Fire-Ball 300, 50:1	Fire-Ball 425, 75:1	Fire-Ball 425, 50:1	Fire-Ball 425, 10:1	Bull Dog, 3:1†
System Package	*	244906	244905	*	244641
Bare Pump	239888	239730	205395	965129	205148
Ram	257435	—	257435	—	—
Pump Mount Kit	247336	247337	247337	247337	—
Adapter Kit	224267	224266	224266	not needed	—
Air Regulator and Gauge	203716	244844	**	207468	207651
Ram Plate Seal Kit	247335	247335	247335	247335	224829
Air Hose 3/4 in x 6 ft	—	—	—	—	208610

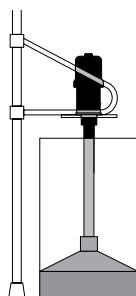
\*Order individual components. \*\*Regulator included in Ram air control for 244905. †Drum clamp when required 206537.

### Drum Systems



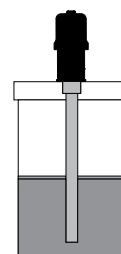
#### Ram-Mount

- Force feed high volume pumps
- Extreme viscous grease
- Reduce waste
- Clean and convenient method of drum change



#### Inductor-Mount

- Reduce waste
- Clean and convenient method of drum change



#### Cover-Mount with Follower Plate

- Economical

# Fire-Ball® Grease Pump Accessories

## Air-Powered Grease Pumps and Packages

### Dispense, Hose and Fitting Kits

#### Rated to 4,000-5,000 psi (345 bar) for Portable Fire-Ball 300, 50:1 or Mini Fire-Ball 225, 50:1 Pumps

222080	For Fire-Ball 300, 15:1. Includes: 15 ft (4.6 m) of 4,000 psi, 3/8 in (9.5 mm) fluid hose (109165), grease dispense valve (242056), Z-Swivel (202577), 3/8 in (9.5 mm) closed nipple (156849), quick-disconnect nipple (169971), quick-disconnect air coupler (110198) and 3/8 in (9.5 mm) air regulator (110234)
222081	For Fire-Ball 300, 15:1. Includes: 25 ft (7.6 m) of 4,000 psi, 3/8 in (9.5 mm) fluid hose (109167), grease dispense valve (242056), Z-Swivel (202577), 3/8 in (9.5 mm) closed nipple (156849), quick-disconnect nipple (169971), quick-disconnect air coupler (110198) and 3/8 in (9.5 mm) air regulator (110234)
236058	For Mini Fire-Ball 225, 50:1. Includes: 12 ft (3.6 m) fluid hose (109151), air coupler (208536), air nipple (169971), grease dispense valve (242056) and Z-Swivel (202577)
222070	For Fire-Ball 300, 50:1. Includes: 12 ft (3.6 m) fluid hose (109151), air coupler (208536), air nipple (169971), grease dispense valve (242056) and Z-Swivel (202577). Instruction manual 307878
222383	For Portable Units Powered by the Mini Fire-Ball 225, 50:1 or Fire-Ball 300, 50:1 Pumps. Includes dispense kit: grease dispense valve (242056), 25 ft (7.6 m) fluid hose (109154), air coupler (208536), air nipple (169971) and Z-Swivel (202577). Instruction manual 307878

### Hose and Fitting Kits

#### Rated to 5000 psi (345 bar) for Stationary Drum-Mounted Fire-Ball 300, 50:1 Pumps

222072	Hose and Fittings Kit. Includes: 6 ft (1.8 m) air hose (203320) with swivel elbow (155494) and 6 ft (1.8 m) fluid hose (109150) with swivel elbow (155541). Instruction manual 307880
--------	---

#### Rated to 4000 psi (276 bar) for Stationary Drum-Mounted Fire-Ball 425, 50:1 Pumps

222076	Hose and Fittings Kit. Includes: 6 ft (1.8 m) air hose (205418) with swivel elbow (155470) and 6 ft (1.8 m) fluid hose (109163) with swivel elbow (155494). Instruction manual 307880
--------	---

### Bung Adapters

239965	For Fire-Ball 425, 50:1 and 75:1 Pumps, 1.65 in ID
239966	For Fire-Ball 300, 15:1 and 50:1 Pumps

### Lincoln-to-Graco Adapter Kit

241246	For Fire-Ball 300, 50:1 when replacing a Series 20 Lincoln
--------	--

### Flange Mounting Accessories for Fire-Ball Pumps

948393	Flange adapter (male) Fire-Ball 300
948392	Flange adapter (male) Fire-Ball 425
512874	Coupler (female)

### Follower Plates

24F901	For 35 lb (16 kg) pails with Mini Fire-Ball 225, 50:1, Fire-Ball 300, 15:1 and 50:1 pumps
24F902	For 70 and 120 lb (32/55 kg) drum, Mini Fire-Ball 225, 50:1, Fire-Ball 300, 15:1 and 50:1 pumps
223344	For 120 lb (55 kg) drums with Fire-Ball 425, 50:1 and 75:1 pumps
223700	For 120 lb (55 kg) drums with Dyna-Star 5:1 pumps
24F903	For 400 lb (180 kg) drum, Mini Fire-Ball 225, 50:1, Fire-Ball 300, 15:1 and 50:1 pumps, 1.19 in ID
204130	Follower plate same as 223845, but without flexible wiper
223846	For 400 lb (180 kg) drums with Fire-Ball 425, 50:1 and 75:1 pumps, 1-13/32 in ID
205337	Follower plate same as 223846, but without flexible wiper
223701	For 400 lb (180 kg) drums with Dyna-Star 5:1 and Fire-Ball 425, 10:1 pumps, 2.1 in ID

### Drum Covers

200326	Cover for open-head 400 lb (180 kg) drums. Use with any Mini Fire-Ball 225-50:1, Fire-Ball 300-15:1 and 50:1, Fire-Ball 425-10:1 or Dyna-Star 5:1 pump. Use adapter 160754 for bung mounted pumps
24R350	Cover for open-head 120 lb (55 kg) or 70 lb (32 kg) drums. Mounts Mini Fire-Ball 225, Fire-Ball grease pumps or Dyna-Star 5:1 pump. Use adapter 160754 for bung mounted pumps
222059	Cover for 35 lb (16 kg) pails. Mounts Mini Fire-Ball 225, 50:1 and Fire-Ball 300, 50:1 pumps using friction-style clutch lock. Allows use of 70 lb (32 kg) length pump with 35 lb (16 kg) pail
160754	Bung-adapter plate. Mounts to standard 400 lb (180 kg) or 120 lb (55 kg) drum cover and converts mounting to standard 2 npt bung opening. Allows use of bung-mounted pumps with drum covers



24F901



24R350



200326



222059



160754

# Fire-Ball® Grease Pump Accessories

## Air-Powered Grease Pumps and Packages

### Portable Bases

205054	Band Dolly for 35 lb (16 kg) pails
204144	Band Dolly Base for 70 lb (32 kg) or 120 lb (55 kg) drums
203622	Caster Base for 35 lb (16 kg), 70 lb (32 kg) or 120 lb (55 kg) drums

### Carts

203650	For 35 lb (16 kg), 70 lb (32 kg) and 120 lb (55 kg) drums. Drums fit onto recess on formed base. Rim clamps secure drum onto cart. Use with pail clamp 159952 when using cart with 35 lb (16 kg) pails
222243	For 120 lb (55 kg) drums with pneumatic wheels for rough terrain
111470	Heavy-duty drum truck for 400 lb (180 kg) drums secures drum onto roll-around base

### Drum Elevators

241663	Air-Powered Elevator to speed drum changes. Maximum raised height: 39.5 in (100.33 cm). Includes: Cover Support (207562), Drum Elevator, (204385), Air Control Kit (207561)
--------	---

### Air Shut-Off Valves, Bleed-type, rated to 250 psi (17.4 bar)

110223	1/4 in (6.4 mm)
110224	3/8 in (9.5 mm)
110225	1/2 in (12.7 mm)
110226	3/4 in (19.1 mm)

### High-Pressure Grease Shut-Off Valves

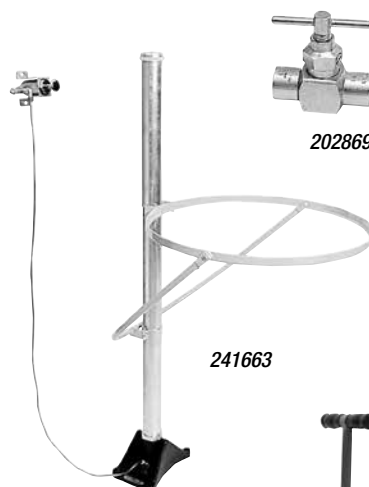
202869	5000 psi (345 bar) high-pressure needle valve, 1/2 npt(f) ported valve for drop-line isolation
--------	--



204144



203622



241663



202869



111470



205054

# NXT™ Check-Mate® Packages

## Air-Powered Grease Pumps and Packages

### Ordering Information

Package Number with DataTrak	247973	247976	247974	247977	247975	247978
Package Number without DataTrak	24E006	24E007	24E008	24E009	24E010	24E011
Ratio	14:1	26:1	29:1	55:1	63:1	68:1
Pump with DataTrak	P14MCS	P26MCS	P29MCS	P55MCS	P63MCS	P68MCS
Pump w/o DataTrak	P14DCS	P26DCS	P29DCS	P55DCS	P63DCS	P68DCS
Mounting	Floor Stand (223952)					
3/4 in x 6 ft Air Hose	208610					
1 in x 6 ft Fluid Hose	115042	244657				
System Manual	312863					
Pump Manual	312376					
Pump Lower Manual	312375					
Motor Manual	311238					

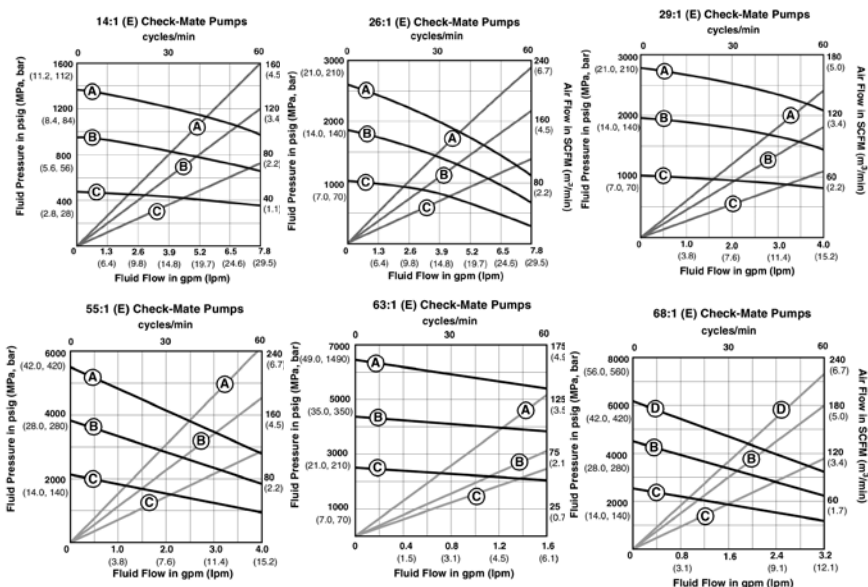
Note: Graco recommends 20 cpm or less for supply applications

### Performance Charts

A = 100 psi (7 bar)  
B = 70 psi (5.0 bar)


C = 40 psi (2.8 bar)  
D = 90 psi (6.3 bar)

Test Fluid : #10 Weight Oil for all pumps




### Ordering Information

NXT Check-Mate RAM Packages			
Ratio	14:1	63:1	68:1
Package Number	247979	247980	247981
Mounting	RAM System		
Operation Manual	312863		




# Diaphragm Pumps and Accessories

## Air-Operated Double Diaphragm Transfer Pumps



D31255



241906



647648



DB3525



DF3525



652002

### Ordering Information and Technical Specifications

Key	OT = Oil Transfer	OE = Oil Evacuation	WA = Water, Anti-Freeze	FD = Fuel Dispense (with 50 psi relief valve)	FT = Fuel Transfer	WWS = Windshield Wash Solution					
Body/Diaphragm Description	Part Number	Typical Application	Max. Air SCFM	Air Inlet NPT	Max. psi (bar)	Fluid Inlet/Outlet	Free Flow gpm (lpm)	Air Valve Replacement Kit	Kits (Seats, Balls, Diaphragms)	Diaphragm Kit	Manual
<b>307 3/8 in Diaphragm Pump</b> Acetal/TPE	D31255	OT, WA, WWS	7 <sup>(1)</sup>	1/4	100 (7)	3/8	7 (31.8)	239952	D03255	D03005	308553
<b>515 3/4 in Diaphragm Pump</b> Acetal/Buna Dual Inlet	243669	50/50 WWS, WA	28 <sup>(1)</sup>	1/4	100 (7)	3/4	16 (60.6)	241657	D05277	D05007	309204
<b>716 3/4 in Diaphragm Pump</b> Aluminum/Buna N	241906	OT, OE, WA, WWS	28 <sup>(1)</sup>	1/4	100 (7)	3/4	16 (61)	241657	D05277	D05007	308573
<b>1 in Diaphragm Pumps</b> 1050A Aluminum/TPE (UL)	647016	OE, WA, FT (leaded fuel only)	67	1/2	120 (8.2)	1	50 (189)	24B766	Seats-24B634 and Balls-24B639	24B624	313597
1050A Aluminum/TPE (UL)	647648	FD	20 <sup>(2)</sup>	1/2	50 (3.4)	1	32 (121)				313597
1050A Aluminum/TPE	647666	OT, OE, WA	67 <sup>(2)</sup>	1/2	125 (8.6)	1	50 (189)				312877
<b>1590 1-1/2 in Diaphragm Pump</b> Aluminum/TPE	DB3525	OT, OE, WA	90 <sup>(3)</sup>	1/2	120 (8.3)	1 1/2	90 (341)	236273	D0B525	D0B005	308441
<b>2150 2 in Diaphragm Pump</b> Aluminum/TPE	DF3525	OT, OE, WA	175 <sup>(3)</sup>	1/2	120 (8.3)	2	150 (567)	236273	D0F525	D0F005	308368
<b>3300 3 in Diaphragm Pump</b> Aluminum/TPE	652002	OT, OE, WA	335 <sup>(3)</sup>	3/4	125 (8.6)	3	280 (1,060)	24K855	Seats-24K932 Balls-24K937	24K901	3A0410

NOTE: All pumps are 1:1 ratio

<sup>(1)</sup> Max air use at 100 psi (7.0 bar)<sup>(2)</sup> Max air use at 125 psi (8.6 bar)<sup>(3)</sup> Max air use at 120 psi (7.0 bar)

### Mounting Accessories

Pump	307	515/716	1050	1590	2150	3275
Air Line Filter	110146		106148	106149	106150	106150
Air Regulator and Gauge	110147	110147	244844	202858	206199	207651
Air Quick-Connect Coupler	208536, 1/4 npt(f)		110199, 1/2 npt(f)			N/A
Air Quick-Connect Nipple	169970, 1/4 npt(m)		110196, 1/2 npt(f)			N/A
Bleed Type Air Valve	110223		110224	110225		110226
Wall Bracket	224835		24C637	N/A	N/A	N/A
Thermal Relief Kit	238899	238428		N/A	N/A	N/A
Thermal Relief Valves 150 psi (10.3 bar)	113497 al/bn, 112119 ss/tf		113497 al/bn , 112119 ss/tf			
Grounding Wire and Clamp	222011					
Suction Hose Kit	236054			N/A	N/A	N/A
Flange Adapter Kit	N/A	N/A	N/A	N/A	N/A	N/A
Dual Inlet Manifold	N/A	243669*	24D205	N/A	N/A	N/A
Instruction Manual	308553	308573 and 308981	308326 and 308479	308441	308368	308639

\*Includes the dual inlet manifold.

# Fast-Flo® 1:1

## Transfer Pumps and Accessories

### Features and Benefits

- Differential air motor for smooth operation and reliability
- Stainless steel models available for corrosion resistance

### Typical Applications

- Low pressure, high volume transfer of low viscosity fluids
- Automotive dealerships
- Heavy-duty dealerships
- Fast lube centers
- Fleet service facilities
- Service shops
- In-plant
- Lube trucks
- Mining

### Typical Fluids Handled

- Water
- Anti-freeze
- Windshield wash fluid
- Used oil
- Used anti-freeze

NOTE: Use Fast-Ball 1:1 for petroleum-based products.

### Technical Specifications

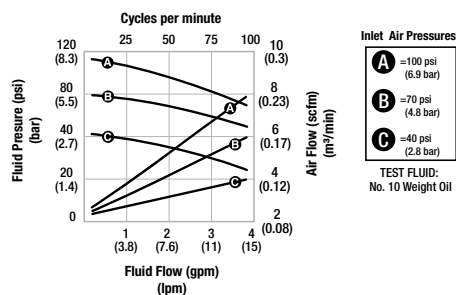
Flow Rate gpm (lpm) .....	5 (19)
Maximum Fluid Pressure psi (bar) .....	180 (12.4)
Operating Range <sup>(1)</sup> psi (bar) .....	40-180 (2.8-12)
Wetted Materials .....	See Ordering Info
Air Inlet Size .....	1/4 npt(f)
Material Inlet <sup>(2)</sup> .....	1-1/2 npt(f)
Material Outlet .....	3/4 npt(f)
Line Length ‡ .....	Up to 100 ft (30 m)
Dispense Points .....	1
Annual Usage .....	Up to 5000 gal (18921 l)

(1) Max Operating Air Pressure for 226951 is 60 psi (4.2 bar)

(2) For universal pumps

‡ Consult your local authorized Graco representative for line or pipe sizing

### Pump Performance



226948



226947



# Fast-Flo® 1:1

## Transfer Pumps and Accessories

### Ordering Information

Universal-Length Pumps (includes motor and pump-lower assembly)								
Part Number	226948	226952	237130	237131	237132	226943 *	226944 **	226945 **
Material	CS	SST	CS	CS	SST	CS	CS	SST
Std. Seal Repair Kits	218112	218112	213012	213013	213013	213012	215964	215964
Material	Rubber	Rubber	Leather	PTFE	PTFE	Leather	Polyethylene	Polyethylene
Typical Fluids	Motor Oil						Anti-Freeze, Windshield Wash	

Note: All seal repair kits are interchangeable with other Fast-Flo pumps.

Drum-Length Pumps (includes motor and pump-lower assembly)									
Part Number	226947	226951 †	226953	237133	237134	237129	226940	226941	226942
Wetted Parts	CS	CS	SST	CS	CS	SST	CS	CS	SST
Std. Seal Repair Kits	218112			213012	213013		213012	215964	
Material	Rubber			Leather	PTFE		Leather, PTFE, Leather	Polyethylene, UHMWPE	
Typical Fluids	Motor Oil								A/W

Note: All seal repair kits are interchangeable with other Fast-Flo pumps.

\* UL-listed

\*\* UL-listed and CE-marked

† Adjustable down tube length between 18 in (457 mm) to 46.4 in (1180 mm)

### Accessories

Motor Service Kits for all Fast-Flo 1:1 Pumps	
220168	Motor Service Kits for all Fast-Flo 1:1 Air Valve Piston Assembly (used with repair kit 214584, which must be ordered separately)
Hose and Fittings Kits	
222118	18 in (0.5 m) for connecting wall-mounted Fast-Flo 1:1 pumps to piping. Includes: air hose (109123) with swivel elbow (155541), fluid hose (109108) with swivel elbow (160327)
222119	6 ft (1.8 m) for use with drum-mounted Fast-Flo 1:1 pumps. Includes: air hose (109125) with swivel elbow (155541), fluid hose (109105) with swivel elbow (160327)
Bung Adapters	
214583	Allows direct mounting of full-length Fast-Flo 1:1 pumps into standard 2 npt drum bung
217359	Sealed bung adapter for Fast-Flo pumps; can be used with suction kit 236054
Installation Kits	
218316	Includes shut-off valve, regulators, gauges and fittings as necessary for normal installation

# APEX™ and APEX On-Demand

## Electrical Powered Pumps and Packages

### APEX Transfer Pumps

- Available with 12 VDC, 115 VAC and 230 VAC electric motors
- Self-priming, positive displacement design
- Pumps petroleum- and synthetic-based lubricants up to 8 gpm (30 lpm)
- Built-in bypass valve
- Transfer used oil with inlet suction screen (260306)
- TENV electric motor for demanding environments, models 260105, 260106, 260108 and 260109
- System includes suction tube, fluid hose, dispense valve and bung adapter for models 260100, 260101, 260102 and 260104



APEX 115 VAC oil transfer system

### APEX On-Demand Dispensing Pumps

- On-demand sensing system automatically starts and stops the pump
- Low operating and installation costs
- Available in 12 VDC and 115 VAC
- TENV electric motor for demanding environments
- Extremely quiet pump operation
- Output flow is continuous and non-pulsating
- Inlet and outlet check valves with thermal relief valves included



APEX On-Demand  
12 volt DC dispensing pump

### Typical Applications

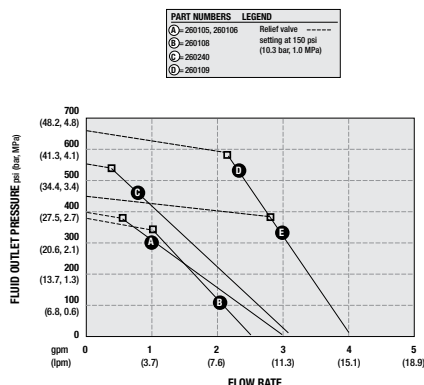
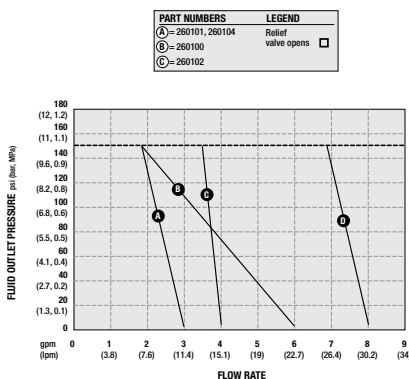
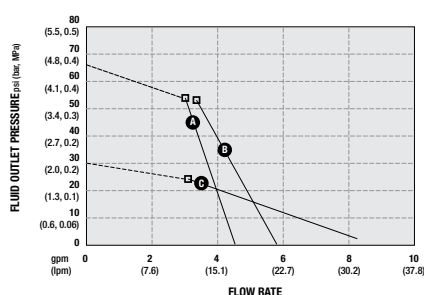
- Filling bulk tanks from drums
- Agricultural equipment
- Lubricant transfer from remote locations
- Filling in-plant machinery
- Construction equipment
- Evacuating used oil receivers
- Automotive and truck service garages
- Fleet marine and personal boat service

### Typical Fluids Handled

- Synthetic oil
- Petroleum oil\*
- Used oil\*
- Anti-freeze
- Hydraulic fluids
- Cutting oils
- Liquid soap
- Non-flammable oil based solvents
- Oil-based herbicide carriers

\*Not for food grade use

#### Pump Performance



PART NUMBERS		LEGEND	
A	= 260112	D	= 260114
B	= 260110	E	= 260113
C	= 260111	LEGEND:	
		Pressure switch opens	

# APEX™ and APEX On-Demand Transfer Pumps and Packages

## APEX Transfer System

Part Number	260100	260101	260102*	260104
Motor	12 VDC	115 VAC	115 VAC	230 VAC
Hertz	NA	60 Hz		50/60 Hz
Horsepower	0.75	0.50	0.75	0.50
Maximum Current	35 amps	9.2 amps	9.0 amps	3.9 amps
Maximum Flow Rate	5.8 gpm (22 lpm)	4.25 gpm (16 lpm)	8.0 gpm (30 lpm)	4.25 gpm (16 lpm)
Maximum Pressure	65 psi (4.5 bar)		30 psi (2.1 bar)	65 psi (4.5 bar)
Inlet Port	1 npt(f)			
Outlet Port	3/4 npt(f)			
Weight	34 lbs (15 kg)	25 lbs (11 kg)		
Instruction manual	311305			

Note: All oil transfer systems come with 3/4 in x 8 ft hose, 1 in x 34 in suction tube and 3/4 in outlet dispense valve  
\*Designed for fluid viscosities of 1000 centistokes or less. If fluid viscosity is greater than 1000 centistokes use part 260101.

## APEX Transfer Pumps

Part Number	260105*	260106	260108	260109
Motor	115 VAC			
Hertz	60 Hz			
Horsepower	1.00			
Maximum Current	7.5 amps	9.0 amps	11.0 amps	
Maximum Flow Rate	3.0 gpm (11 lpm)	4.0 gpm (15 lpm)	8.0 gpm (30 lpm)	
Maximum Pressure	150 psi (10 bar)			
Inlet Port	1 npt			
Outlet Port	3/4 npt			
Weight	25 lb (11 kg)			30 lb (14 kg)
Instruction Manual	311306			

Note: All oil transfer pumps come with bung adapter.  
\*Part no. 260105 is a wall mount unit

## APEX On-Demand Pumps

Part Number	260110	260111	260113	260114	260112
Voltage	115 VAC				12 VDC
Hertz	60 Hz				N/A
Horsepower	0.75	1.00	1.50	2.00	0.75
Maximum Current	10 amps	13 amps	18 amps	21 amps	75 amps
Maximum Flow Rate	2.3 gpm (9 lpm)	3 gpm (11 lpm)	4.0 gpm (15 lpm)		3 gpm (11 lpm)
Maximum Pressure	370 psi (25 bar)	550 psi (38 bar)	470 psi (32 bar)	650 psi (45 bar)	400 psi (28 bar)
Inlet Port	3/4 npt				
Outlet Port	1/2 in NPT				
Weight	27 lb (12 kg)	32 lb (15 kg)	41 lb (19 kg)	52 lb (24 kg)	27 lb (12 kg)
Instruction Manual	311307				

Note: All on-demand pumps come with bung adapter

## Accessories

260145	Wall Mounting Bracket, fits all models
260238	"Y" Strainer with 3/4" npt female in-line strainer for used oil transfer
260306	Inlet Suction Screen Assembly, required for used oil applications, 20 mesh screen
260124	55 in (1.3 m) PVC Suction Tube With inlet check valve



APEX 115 VAC oil transfer system



APEX On-Demand  
12 volt DC dispensing pump

# GTP10 and GTP12

## Transfer Pumps and Packages

### Features and Benefits

- Heavy-duty, die-cast aluminum
- CSA listed motor
- Built-in relief valve and filter strainer
- Easy-to-lock security
- High quality, UV resistant automotive finish
- Rain proof for extreme weather conditions
- Two year warranty

### Typical Applications

- Fuel transfer for the construction, agriculture, manufacturing and marine industries

### Typical Fluids Handled

- Gasoline
- Diesel fuel
- Kerosene
- Bio-fuels



### Ordering Information

Kit Number	260000	260020	260025	260022
Voltage	12 VDC	24 VDC	115 VAC	230 VAC
Inlet Port	1 npt			
Outlet Port	3/4 npt			
Current	12 amps	6 amps	1.7 amps	1 amps
Power Cord	18 ft (5.5 m)		N/A	
Hose	3/4 in x 12 ft (19 mm x 3.7 m)			
Suction Tube	1 in x 34 in (25 mm x 0.9 m)			
Weight	20 lbs (9 kg)			
Max Fluid Flow	10 gpm (38 lpm)		12 gpm (45 lpm)	
Instruction Manual	311304			

**Fuel Transfer Kit:** Includes pump, fuel nozzle, bung adapter, 34 in (0.9 m) suction tube, 12 ft (3.7 m) grounded hose, elbow fitting, 18 ft (5.5 m) power cable, wire nuts and strain relief

*NOTE: AC units do not include power cable, wire nuts or strain relief*

### Accessories

260078	Unleaded nozzle
260083	Unleaded nozzle with auto shut-off
260082	Regular/diesel nozzle with auto shut-off
260079	Regular/diesel nozzle
260523	8 ft x 3/4 in (2.4 m) npt UL Listed hose
260521	12 ft x 3/4 in (3.7 m) npt UL Listed hose



260083

# Diesel Exhaust Fluid (DEF) Dispense Systems

## Specialty Pumps and Packages

### Features and Benefits

All packages come with quick changeover inlet kit, air controls, air-operated double diaphragm pump, inlet hose, dispense hose and manual or auto shut-off nozzle. Simple bolt together assembly with no special tools.

### Typical Applications

- Automotive and heavy-duty dealerships
- Mining
- Service and fast lube centers
- Fleet service facilities
- In-plant
- Lube trucks

### Typical Fluids Handled

- Diesel exhaust fluid

### Ordering Information

Tote/Wall DEF Package with Meter	
24F531	Package includes: Air-Operated Diaphragm pump (24G745), Tote/Wall mounting bracket with nozzle holder (24F870), Automatic shut off SST nozzle with swivel (24F529), DEF meter package for auto nozzle (24H293), Quick connect inlet kit (24F532), DEF Inlet hose—6 ft, 3/4 in BSPP (M) (124581), DEF Dispense hose, 20 ft, 3/4 in BSPP, MBE (124603), Air Controls: Regulator (110147), vent (110223), 50 psi valve (124963)
Tote/Wall DEF Package without Meter	
24F878	Package includes: Air-Operated Diaphragm pump (24G745), Tote/Wall mounting bracket with nozzle holder (24F870), Automatic shut off SST nozzle with swivel (24F529), Quick connect inlet kit (24F532), DEF Inlet hose—6 ft, 3/4 in BSPP (M) (124581), DEF Dispense hose, 20 ft, 3/4 in BSPP, MBE (124603), Air Controls: Regulator (110147), vent (110223), 50 psi valve (124963)
Drum DEF Package without Meter	
24F947	Air-Operated Diaphragm pump (24G745), Drum mounting bracket with nozzle holder (24F679), Manual nozzle (125078), Quick connect inlet kit (24F532), DEF Inlet hose—2 ft, 3/4 in BSPP X cut (124875), DEF Dispense hose—12 ft, 3/4 in BSPP M x cut end (125079), Air Controls: Regulator (110147), vent (110223), 50 psi valve (124963)
Pumps	
24G745	Air-Operated Diaphragm pump (15 gpm free flow, polypropylene—3/4 in BSPP (F))
24G636	Pump, hand, DEF compatible
Reels	
HSDD5A	DEF XD-30 hose reel, 3/4 x 50, white (see XD hose reel section for dimension details)
HSDD5B	DEF XD-30 hose reel, 3/4 x 50, blue (see XD hose reel section for dimension details)
HSDD5F	DEF XD-30 hose reel, 3/4 x 50, yellow (see XD hose reel section for dimension details)
HSDDDA	DEF XD-30 hose reel, bare, white (see XD hose reel section for dimension details)
HSDDDB	DEF XD-30 hose reel, bare, blue (see XD hose reel section for dimension details)
HSDDDF	DEF XD-30 hose reel, bare, yellow (see XD hose reel section for dimension details)



24F531



24F947



24G745



24G636



HSDD5B

# Diesel Exhaust Fluid (DEF)

## Specialty Pumps and Packages


Hoses	
124875	DEF hose, 2 ft, 3/4 in BSPP(M) x cut end (inlet hose)
124581	DEF hose, 6 ft, 3/4 in BSPP(M) x cut end (inlet hose)
125478	DEF hose, 4 ft, 3/4 in BSPP cut both ends (for hand pump only)
125079	DEF hose, 12 ft, 3/4 in BSPP(M) x cut end
124671	DEF hose, 12 ft, 3/4 in BSPP (mbe)
124603	DEF hose, 20 ft, 3/4 in BSPP (mbe)
125074	DEF hose, 20 ft, 3/4 in BSPP(M) x cut end
125242	DEF hose, 50 ft, 3/4 BSPP X 3/4 BSPP
Mounting	
24F870	Tote/Wall mounting bracket with nozzle holder
24F679	Drum mounting bracket with nozzle holder
124541	Holder, nozzle bath
Meter Kits	
24G738	Meter only, 1/2 in BSPP(F/F)
24H293	Meter Kit with fittings for SST auto nozzle
Nozzles	
124398	Automatic shut off SST nozzle without swivel—3/4 in BSPP(F)
24F529	Automatic shut off SST nozzle with swivel—3/4 in BSPP(F)
125078	Manual nozzle
24F524	SST Swivel, 3/4BSPP (M) x 3/4 BSPP(F)
Inlet Kits and Accessories	
24F532	Quick connect inlet kit: Includes: 124548 drum coupler, 124549 drum insert and 124550 down tube
124548	Drum coupler
124549	Drum insert with NPS thread
125014	Drum insert with buttress thread
124550	47 in down tube
124963	50 psi air safety valve
125479	Suction tube (DEF hand pump)



124671



24F870



24F679



24H293



24F529



24F532

# Fire-Ball® Lube Truck Oil and Grease Packages

## Specialty Pumps and Packages

### Oil Package Selection and Ordering Information

	Fire-Ball 300 Cover-Mounted Package	Fire-Ball 300 Cover-Mounted Package	Fire-Ball 300 Bung-Mounted Package	Fire-Ball 425 Cover-Mounted Package	Fire-Ball 425 Bung-Mounted Package
Ratio	5:1			10:1	
Container Size	16 gal (60 l) Open-head	55 gal (200 l) Closed-head*			55 gal (200 l) Closed-head*
Package Number	222086	206655	204264	206656	222067
Pump Only	203872	203857	204254	222065	222095
Hose/Fitting Kit	222063			222066	
Hose Length	6 ft (1.8 m)	6 ft (1.8 m)	6 ft (1.8 m)	6 ft (1.8 m)	6 ft (1.8 m)
Air Regulator	(1)	(1)	(1)	(2)	(2)
Hold-Down Kit	222061	207361			
Drum Cover	222060	207367	-	207367 <sup>(3)</sup>	-
Bung Adapter	-	-	204076 (2.140 in Dia.)	-	224579 (2.159 in Dia.)
Pump Clamp	-	-	204095	-	204095
Instruction Manual	307883				

\* For closed-head drums, pump mounts off-center on drum cover. Pump draws through standard 2 npt bung opening and is equipped with grommet for rain-tight seal to the drum cover.

<sup>(1)</sup> Order 3/8 in (9.5 mm) air regulator and gauge separately, (109075).

<sup>(2)</sup> Order 1/2 in (12.7 mm) air regulator (104266) and gauge (100960) separately.

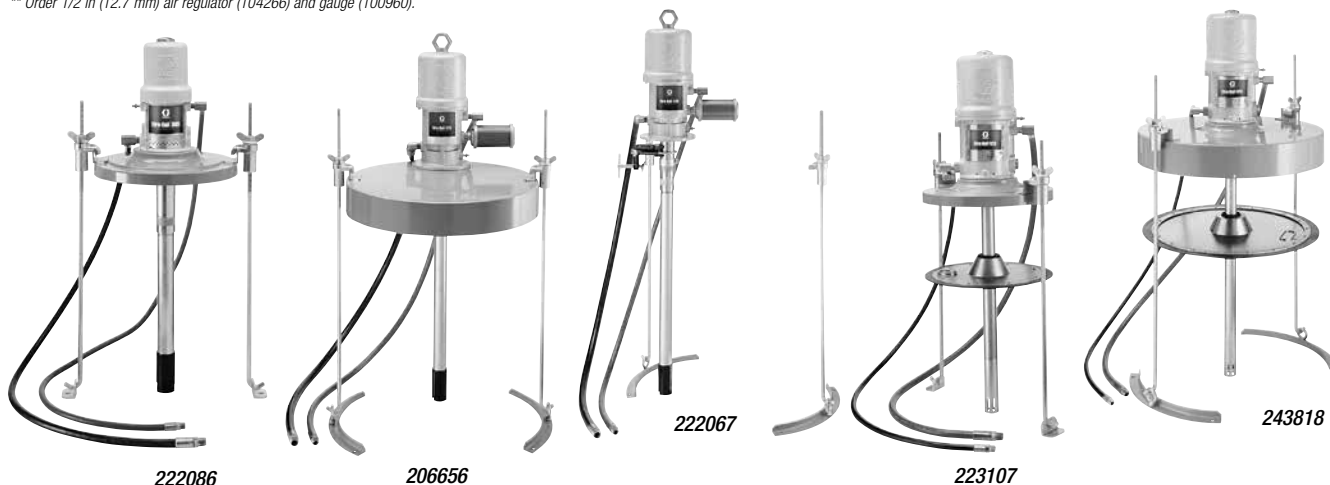
<sup>(3)</sup> Off set drum cover

### Grease Package Selection and Ordering Information

	Fire-Ball 300 Cover-Mounted Package	Fire-Ball 300 Cover-Mounted Package	Fire-Ball 425 Cover-Mounted Package	Fire-Ball 425 Cover-Mounted Package	Fire-Ball 425 Cover-Mounted Package	Fire-Ball 425 Cover-Mounted Package
Ratio	50:1				75:1	
Container Size	120 lb (55 kg) Open-head	400 lb (180kg) Open-head	120 lb (55 kg) Open-head	400 lb (180 kg) Open-head	120 lb (55 kg) Open-head	400 lb (180 kg) Open-head
Package Number	222085	222071	223107	222075	243817	243818
Pump Only	239887	239888	205394	205395	239729	239730
Hose/Fitting Kit	222072		222076			
Hose Length	6 ft (1.8 m)					
Air Regulator	*		**			*
Hold-Down Kit	222061	207361	222061	207361	222061	207361
Drum Cover	222060	207366	222060	207366	222060	207366
Follower Plate	220654	223845	223344	223846	223344	223846
Instruction Manual	307880					

\* Order 3/8 in (9.5 mm) air regulator and gauge separately, (109075).

\*\* Order 1/2 in (12.7 mm) air regulator (104266) and gauge (100960).





# Fire-Ball® 300, 15:1 Undercoating/Rust-Proofing Packages

## Specialty Pumps and Packages

### Features and Benefits

- Available in carbon steel for petroleum-based or SST for water-based materials
- Durable air motor provides trouble-free operation

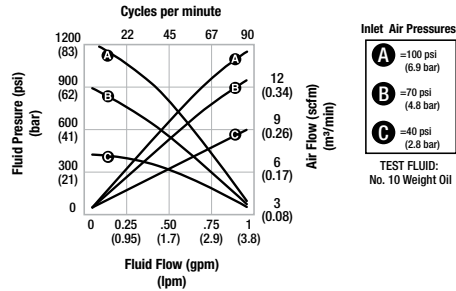
### Typical Applications

- Undercoating, rust-proofing and sound-deadening materials
- Automotive and heavy-duty vehicle dealerships
- Fast lube centers and service shops
- Fleet service facilities

### Typical Fluids Handled

- Undercoating and rust-proofing  
*(verify chemical compatibility for pump's wetted components with undercoating material supplier or contact Graco directly at 1-800-533-9655)*

### Pump Performance



### Technical Specifications

Maximum Fluid Pressure.....	2700 psi (186 bar)
Effective Air Motor Diameter .....	3 in (76.2 mm)
Operating Range.....	40-180 psi (2.8-12.5 bar)
Continuous-Duty Flow Rate.....	0.7 gpm (2.7 lpm)
Approx. Air Consumption @ 100 psi (7 bar).....	17 cfm
Air Inlet .....	3/8 npt(f)
Material Outlet.....	1/4 npt(f)
Material Inlet for Non-SST Pump .....	1 npt (straight inlet)
Material Inlet for 224825 (SST Pump) .....	1 npt (barbed inlet)
Wetted Parts for Non-SST Pump .....	CS, Aluminum, PTFE, Rubber
Wetted Parts for SST pump .....	SST, Aluminum, Leather, PTFE, Rubber
Instruction Manual for non-SST Pump .....	306531
Instruction Manual for SST Pump .....	308069

### Ordering Information

	Undercoating			Spray Masking
Style	Portable	Portable Dolly-Mounted	Stationary	Bung-Mounted Stationary
Container Size	35 lb (16 kg)	120 lb (54 kg)	400 lb (180 kg)	400 lb (180 kg)
<b>Package Number</b>	<b>222077</b>	<b>226342</b>	<b>226269</b>	<b>224826*</b>
Pump Only	206405	206699	206700	224825 (SST pump)
Dispense Kit	222079	222079	222082	224023
Tip	286517			286211 / 286621
Hose Length	15 ft (4.6 m)	15 ft (4.6 m)	25 ft (7.6 m)	25 ft (7.6 m)
Cover	222058	204574	200326	-
Caster Base	-	204144	-	-
Instruction Manual	307879/306531			308069

\* Package 224826 includes flexible short tube (224022) long enough for 400 lb (180 kg) container, but can be trimmed to accommodate smaller containers.

214570	60-mesh Aluminum filter (3/8 npt(f) inlet; 1/4 npt(f) outlet). Max. working pressure: 3000 psi (210 bar)
--------	--

#### Replacement Screen Elements (SST) 3-pack/25-pack

**224458/238436** 30-mesh | **224459/238438** 60-mesh | **224468/238440** 100-mesh

202577	Z-Swivel allows non-binding movement for hard-to-reach spots. Order 155570 adapter separately to accommodate 234237 gun
206496	Nozzle Extension delivers 360° coating fan into blind areas. Length 30-3/4 in (99 cm) x 7/8-14(f) end. Tip 206502, size .043
234237	4 Finger Silver Gun with tip guard 243161 and tip 286517. 4,500 psi (310 bar) x 3/8 npt(f) inlet. Must order 155570 adapter and 239663 straight swivel to accommodate gun to 1/4" (mbe) hose
239966	Bung Adapter

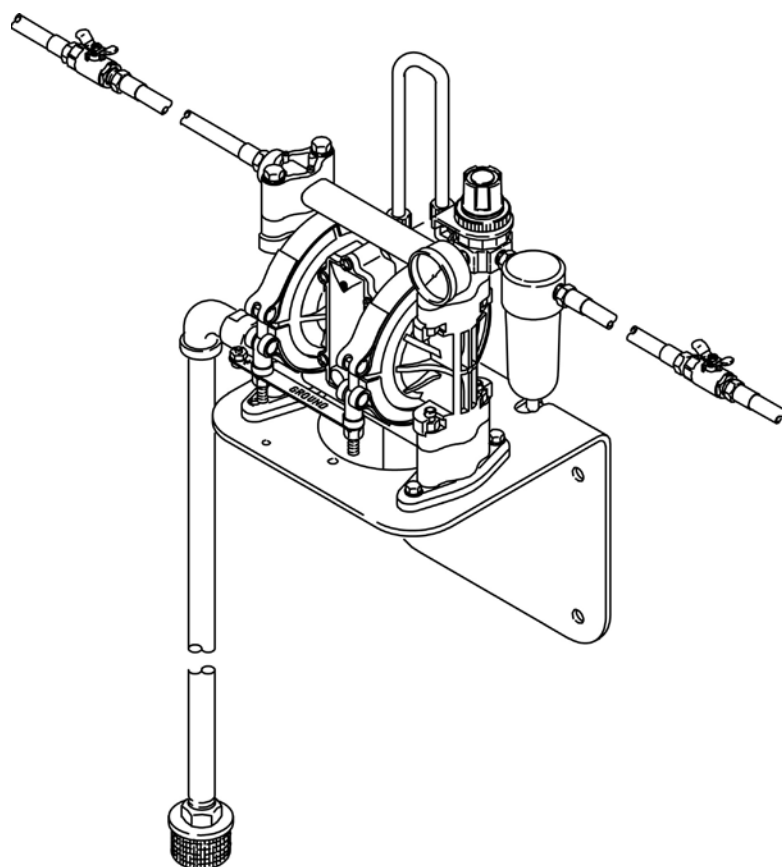


# Windshield Wash and Coolant Dispense

## Specialty Pumps and Packages

### Packages for Pre-Mixed Windshield Wash Solvent and Coolant Dispense

307 Air-Operated Double-Diaphragm Pump	
237161	Complete package includes the following: 307 Diaphragm Pump (D31255), 6 ft (1.8 m) air hose (109125), 4 ft (1.2 m) coupled nitrile fluid hose (220596), air filter (110146), air gauge (108190), air line fitting (111511), 1/4 npt air regulator (110318), elbow (100611), 15 in (381 mm) 3/8 in ID tube, (187479), mounting bracket (190125), adapter (156022), 1/4-18 npt nipple (156971), suction hose kit (223888), 6 ft (1.8 m) coupled PVC hose and 304 SST 16 mesh strainer, wall bracket (224835)
237160	Includes all items listed above except diaphragm pump and wall bracket



### Bulk Anti-Freeze and Windshield Solvent Transfer Packages

Description	1050 AODD	1050 AODD	515 AODD	716 AODD
	Dual Inlet	Single Inlet	Dual Inlet	Single Inlet
<b>Package Number</b>	<b>244679</b>	<b>244680</b>	<b>244681</b>	<b>244682</b>
Pump	647016	647016	243669	241906
Air Regulator	109075	109075	110147	110147
Fluid Connect Hose	115042	115042	109105	109105
Air Connect Hose	205418	205418	109125	109125
Air Shut-off Valve	110224	110224	110223	110223
Wall Mount Bracket	24C637	24C637	224835	224835
Dual Inlet Manifold	24D147	—	—	—
Suction Kit	2-236054	236054	2-236054	236054
Thermal Relief Kit	238428	238428	113497	113497
Instruction Manual	309353	309353	309353	309353

# Dyna-Star® and Power-Star™ Pumps

## Hydraulic Powered Pumps and Packages

### Features and Benefits

- Ties into existing hydraulic systems on mobile equipment
- Operates quieter than air driven pumps and doesn't require mufflers
- Eliminates the need for air compressors
- Provides self-lubrication for long life and reliability
- Hydraulic changeover is faster with less pulsation allowing smoother output pressure, even with long plumbing runs

### Typical Applications

- Low pressure, high volume oil transfer
- High pressure, high volume grease dispense
- Heavy-duty dealerships
- Fleet service facilities
- Service shops
- In-plant
- Lube trucks
- Mining

### Typical Fluids Handled

- Petroleum- and synthetic-based oils
- Grease up to NLGI #2

### Ordering Information for Oil Packages

Oil Applications	Power-Star, 1:1	Dyna-Star®, 1:1	Dyna-Star, 1:1	Dyna-Star, 1/4:1	Stainless Steel Dyna-Star, 1:1
Drum Size	Universal	Universal	55 gal (200 l) Bung- or Cover- Mounted	Universal	Universal
Pump Number	236754	224741	224742	236753	237653
Max. Input Pressure	1500 psi (102 bar)	1500 psi (102 bar)	1500 psi (102 bar)	1500 psi (102 bar)	1000 psi (70 bar)
Max. Fluid Input Volume	12 gpm (45.4 lpm)	3 gpm (11.4 lpm)	3 gpm (11.4 lpm)	3 gpm (11.4 lpm)	3 gpm (11.4 lpm)
Max. Output Flow Rate	12 gpm (45.4 lpm)	3 gpm (11.4 lpm)	3 gpm (11.4 lpm)	10 gpm (37.9 lpm)	3 gpm (11.4 lpm)
Maximum CPM	60	60	60	60	60
Max. Fluid Output Pressure	1500 psi (102 bar)	1500 psi (102 bar)	1500 psi (102 bar)	375 psi (25.1 bar)	1500 psi (102 bar)
Hydraulic Supply Inlet	3/4 npt	3/8 npt	3/8 npt	3/8 npt	3/8 npt(f)
Hydraulic Return Outlet	1-1/4 npt	3/4 npt	3/4 npt	3/4 npt	3/4 npt(f)
Fluid Outlet	1/2 npt	1/2 npt	1/2 npt	1/2 npt	1/2 npt(f)
Fluid Inlet	1-1/2 npt	1-1/2 npt	1-1/2 npt	1-1/2 npt	3/4 npt
Max. Incoming Fluid Temp.	130° F (54° C)	130° F (54° C)	130° F (54° C)	130° F (54° C)	130° F (54° C)
Instruction Manual	308391	308155	308155	308390	308155
Applications	Bulk oil transfer	Oil dispensing	Oil dispensing	Bulk oil transfer	Anti-freeze dispensing



# Dyna-Star® and Viscount® II Pumps

## Hydraulic Powered Pumps and Packages

### Ordering Information for Grease Packages

Grease Applications	Dyna-Star, 5:1	Dyna-Star, 10:1	Viscount II, 2.4:1
Part No. – Drum Size	224912 – 35 lb (16 kg) 224751 – 120 lb (55 kg) 224752 – 400 lb (180 kg)	247540 – 60 lb (27 kg) 247443 – 120 lb (55 kg) 247450 – 400 lb (180 kg)	222902 – 400 lb (180 kg)
Max. Input Pressure	1500 psi (102 bar)	600 psi (41 bar)	1500 psi (102 bar)
Max. Hydraulic Fluid Input Vol.	3 gpm (11.4 lpm)	3 gpm (11.4 lpm)	12 gpm (45.4 lpm)
Max Grease Flow Output Rate	4 lb/min (1.8 kg)	1.1 lb/min (0.5 kg)	54 lb/min (20.4 kg)
Maximum CPM	60	60	60
Max. Fluid Output Pressure	7,500 psi (517 bar)	7,500 psi (517 bar)	2,300 psi (159 bar)
Hydraulic Supply Inlet	3/8 npt	3/4-16 in. JIC (37° Flare)	3/4 npt
Hydraulic Return Outlet	3/4 npt	3/4 npt	1 npt
Fluid Outlet	1/2 npt	1/2 npt	1-1/2 npt
Maximum Incoming Hydraulic Fluid Temp.	130° F (54° C)	200° F (93° C)	130° F (54° C)
Instruction Manual	308156	312350	308149

#### Hydraulic Fluid Controls (Required for each pump)

236864	Dyna-Star Fluid Controls [1500 psi (102 bar); 3 gpm (11.4 lpm)]. Includes manifold with pressure-reducing valve, flow control valve, pressure gauge, shut-off ball valves and 3 ft (0.9 m) supply and return hoses. Instruction manual 308395.
236865	Power-Star and Viscount II Fluid Controls [1500 psi (102 bar); 12 gpm (45.4 lpm)]. Includes manifold with pressure-reducing valve, flow control valve, pressure gauge, shut-off ball valves and 3 ft (0.9 m) supply and return hoses. Instruction manual 308395.
237904	1:1 Dyna-Star Thermal Relief Valve, 1600 psi (110 bar)
235998	Mini Fire-Ball 225, 3:1 thermal relief valve rated to 600 psi (41 bar)

### Accessories

#### Follower Plates

224916	Follower plate for 35 lb (16 kg)
223700	Follower plate for 120 lb (55 kg)
223701	Follower plate for 400 lb (180 kg)

#### Covers

224915	Cover for 35 lb (16 kg)
204574	Cover for 120 lb (55 kg)
200326	Cover for 400 lb (180 kg)

#### Tie-Down Covers

222060*	Tie-Down Cover for 120 lb (55 kg)
207366**	Tie-Down Cover for 400 lb (180 kg)

\*Use with hold-down kit 222061 \*\*Use with hold-down kit 207361



222902



236754



224741



247540

# Oil and Grease Dispensing Packages

## Manually Operated Pumps

### 16 Gallon (60 l) Metered and Non-Metered Dispensing Packages

Designed for manual dispensing of fluid oil from bulk containers to point of application.

Description	Portable Metered ATF Dispenser	Portable Metered Gear Lube Dispenser	Cart-Mounted Metered Gear Lube Dispenser	Stationary Non-Metered Gear Lube Dispenser	Portable Non-Metered Gear Lube Dispenser
Package Number	225880	225376	225384	225380	225378 *
Pump Only	204867				
Metered Dispense Kit	239707	239705		-	-
Dispense Kit	-	-	-	214658	214658
Hose Diameter	-	-	1/2 in (12.7 mm)		
Hose Length	-	-	6 ft (1.8 m)		
Drum Cover	204574				
Caster Base	203622		-	-	203622
Cart	-	-	203650	-	-
Instruction Manual	306436				

\* Hydraulic; can be used for gear oil dispensing.

### Pail Dispensing Package for 5 gal (20 l) Pails

Mounts on top of a standard 5 gal (20 l) pail (pail not included).  
Delivery hose has curved nozzle that stores in cover port.

Description	Economy Gear-Lube Dispenser (Dispenses 1.6 to 1.9 oz. [47.3 to 56.2 ml] per stroke)
Package No.	226289
Hose length	4 ft (1.2 m)
Instruction manual	306875



# Lubricant and Coolant Transfer

## Manually Operated Pumps

### Pumping Bulk Lubricants out of 16 gal (60 l) or 55 gal (200 l) Drums<sup>(1)</sup>

All pumps come with suction tube and bung adapter.

Description	Lever Pump <sup>(2)</sup>	Rotary Pump <sup>(3)</sup>	Hand-Lever Diaphragm Pump <sup>(4)</sup>
Pump Number	114829	226290	112202
Delivery rate	0.1 gal (0.4 l) per downstroke	1 gal (3.7 l) per 18 cycles	1 gal (3.7 l) per 9 cycles
Fluids Handled	Petroleum-based products, Anti-freeze	Petroleum-based products	Petroleum-based products <sup>(5)</sup>
Hose Length	-	-	8 ft (2.5 m)
Instruction manual	-	306876	-

<sup>(1)</sup> Drums not included

<sup>(2)</sup> Telescopic suction tube mounts 2 npt bung opening of 16 gal (60 l) or 55 gal (200 l) drum. Package includes bung adapter and spout outlet.

<sup>(3)</sup> Package has adjustable 2 npt bung mounting to allow use with either 16 gal (60 l) or 55 gal (200 l) drum. Package includes bung adapter and spout outlet.

<sup>(4)</sup> A double-action high volume pump for gasoline and similar petroleum products. Fits 30 gal (113 l) to 55 gal (200 l) drum. Complete with an 8 ft (2.4 m) hose with 3/4 in fittings and aluminum telescoping suction pipe. Delivers approximately one gallon per nine strokes.

<sup>(5)</sup> This package is recommended for gasoline, diesel, heating oil and petroleum products, but NOT recommended for water-based fluids, solvents or weak acids.

### Manual Dispense from Bulk Containers

Description	Buckshot Luber with Booster Gun	Buckshot Luber without Booster Gun	Grease Gun Fill Pump	Grease Gun Fill Pump
Container Size	35 lb (16 kg)			120 lb (55 kg)
Package No.	225914 <sup>(1)</sup>	225844 <sup>(1)</sup>	112197 <sup>(2)</sup>	112198 <sup>(2)</sup>
Pump	203702	-	-	-
Dispense Kit	203703	Filler Adapter <sup>(3)</sup>		
Booster Gun	203697	-	-	-
Cover and Follower Plate	203701	-	-	-
Instruction Manual	306455	-	-	-

<sup>(1)</sup> Delivers 1/4 oz (0.7 grams) of grease per stroke at pressures to 3,000 psi (207 bar). Can service fittings directly or be used to charge a booster gun for more efficiency at higher pressures.


<sup>(2)</sup> Fills all three-way loading grease guns equipped with filler fittings.

<sup>(3)</sup> Dispense kit 203703 can be used for direct greasing applications (must be ordered separately).



226290

114829



112197

112198



112202, 2 inch bung adapter, (2) 3/4 in npt(f) inlets includes down tube and hose

225914

# SD Series™ Cord and Light Reels

## Electric Cord Reels, Light Reels and Accessories

### Features and Benefits

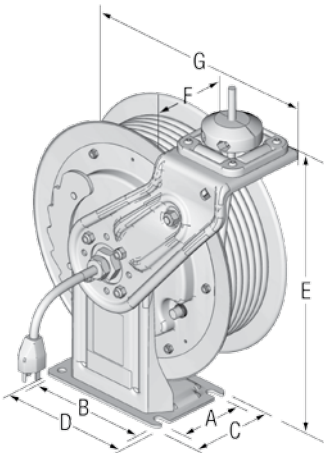
- Durable, heavy gauge steel frame won't flex or bend for long lasting performance
- Strong spring has the capacity to take on more load than the competition and is easy to pull down and retract so you don't have to fight to get it to operate
- One source for your entire automotive or industrial reel bank so you get everything you want including expert help when you need it
- Meets UL355\*, CSA22.2 No. 21 and IP44 standards for general, commercial and industrial grade use
- Enclosed spring and components are protected from harmful elements for longer lasting, dependable operation
- Easy to install, maintain, and repair

\* Rated for light outdoor use

### Dimensions

SD SERIES SIZE 5		SD SERIES SIZE 10	
A	3.5 in (89 mm)	A	3.5 in (89 mm)
B	6.38 in (162 mm)	B	7.5 in (191 mm)
C	4.7 in (120 mm)	C	4.7 in (120 mm)
D	7.48 in (190 mm)	D	9 in (229 mm)
E†	14.8 in (376 mm)	E†	19.5 in (498 mm)
F*	6.6 in (168 mm)	F*	7 in (177 mm)
G**	13.84 in (352 mm)	G**	17.5 in (445 mm)

† Measurement taken from base to top of bolts.  
 \* Measurement taken from edge of spool to front of arm.  
 \*\* Measurement taken from end of wire-nut to top surface of cover.



24M521

### Technical Specifications

<b>Operating Temperature:</b>	
Part numbers 24M510-24M518, 24M521-24M526, 24M542-24M544	-22° F to 122° F (-30° C to 50° C)
Part numbers 24M527-24M541	-4° F to 104° F (-20° C to 40° C)
<b>Weight without accessories:</b>	
Size 5: 16AWG, Cord Length - 35 Feet	25.4 lbs
Size 5: 16AWG, Cord Length - 50 Feet	27.6 lbs
Size 10: 16 AWG, Cord Length - 95 Feet	46.3 lbs
Size 5: 12AWG, Cord Length - 35 Feet	28.2 lbs
Size 5: 12AWG, Cord Length - 50 Feet	32.0 lbs
Size 10: 12 AWG, Cord Length - 95 Feet	51.8 lbs
Sound Pressure(1)	80 dB(A)
Sound Power(2)	87 dB(A)
Manual	3A2592



# SD Series™ Cord and Light Reels

## Electric Cord Reel and Accessories

### Ordering Information with Specifications

All Graco cord and light reels have a metallic blue finish and are 120 volt with UL/CSA approved.

Part Number	Size	Accessory	AWG	Amp	Cord Length	Insulation
24M510	5	No Accessory Cord Only	16	13	50 ft (15 m)	SJTOW
24M511	10		16	10	95 ft (29 m)	SJTOW
24M512	5		12	20	50 ft (15 m)	SJOOW
24M513	10		12	18	95 ft (29 m)	SJOOW
24M517	5	Single Industrial Receptacle	16	13	35 ft (10 m)	SJTOW
24M518	5		16	13	50 ft (15 m)	SJTOW
24M521	5		12	20	35 ft (10 m)	SJOOW
24M522	5		12	20	50 ft (15 m)	SJOOW
24M524	10		12	18	95 ft (29 m)	SJOOW
24M525	5	Duplex GFCI Industrial Receptacle†	12	20	50 ft (15 m)	SJOOW
24M526	10		12	18	95 ft (29 m)	SJOOW
24M527	5	Fluorescent Light	16	<1	35 ft (10 m)	SJTOW
24M528	5		16	<1	50 ft (15 m)	SJTOW
24M529	10		16	<1	95 ft (29 m)	SJTOW
24M530	5	Fluorescent Light with Single Tool Tap Plug	16	10	35 ft (10 m)	SJTOW
24M531	5		16	10	50 ft (15 m)	SJTOW
24M532	10		16	10	95 ft (29 m)	SJTOW
24M533	5	LED Light	16	<1	35 ft (10 m)	SJTOW
24M534	5		16	<1	50 ft (15 m)	SJTOW
24M535	10		16	<1	95 ft (29 m)	SJTOW
24M536	5	LED Light with In-line Tool Tap	16	13	35 ft (10 m)	SJTOW
24M537	5		16	13	50 ft (15 m)	SJTOW
24M538	10		16	10	95 ft (29 m)	SJTOW

#### Mounting Channel For Ceiling

For use when mounting reels without an enclosure. Available to accommodate one to six reels. Refer to manual for longer channels.

24N674	For mounting one SD Series Size 5 reel
24A934	For mounting one SD Series Size 10 reel**
24N675	For mounting two SD Series Size 5 reels
24A935	For mounting two SD Series Size 10 reels**

\*\*Design is the same as SD Series size 10 hose reels.

#### Enclosed Reel Mounting Channel For Ceiling or Wall

For use with enclosure kits only. Available to accommodate one to six reels. Refer to the manual for longer channels.

203521	For mounting one Size 5 and 10 reel
203522	For mounting two Size 5 and 10 reels



24M525



24M521



24M527



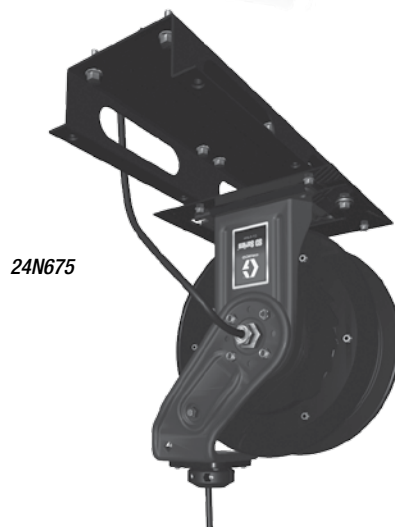
24M530



24M533



24M536



24N675

# SD Series™ Cord and Light Reels

## Electric Cord Reel and Accessories

### Ordering Information with Specifications

All Graco cord and light reels have a metallic blue finish and are 120 volt with UL/CSA approved.

#### Cord Reel Enclosure Kits

Enclosure kit for one reel provides protection to extend the life of reel, while giving your shop a professional look.

##### Size 5 Enclosure and spacer bracket

24N690	White
24N682	Metallic Blue
24N683	Red
24N684	Black
24N691	Dark Blue
24N685	Yellow

##### Size 10 Enclosure kit for one reel

24A217	White
24A940	Metallic Blue
24A941	Red
24A942	Black
24A943	Dark Blue
24A944	Yellow

#### End Panel Kits

24A950	Black only (Same kit as Size 10 hose reels)
--------	---

#### Retrofit Mounting Bracket

24P164	Size 5 spacer bracket only, for mounting in existing size 10 enclosure.
24P880	Size 5 spacer bracket only, for mounting in existing size 20 enclosure.
24P881	Size 10 spacer bracket only, for mounting in existing size 20 enclosure.
16N883	Clamping plate to mount size 5 reel to existing SD Series open channel.

#### Swivel Mount Bracket For Wall

Allows reel to swivel 120° with two lockable positions

24N814	SD Series size 5
24N444	SD Series size 10

#### Easy Slide-in Mount For Ceiling or Wall

Allows you to slide the reel in and out for easy installation

24N686	SD Series size 5
24H193	SD Series size 10

#### I Beam Mounting Kit For Ceiling

Secures mounting channel to I-beam without drilling

204741	Fits SD Series size 5 and 10 reels (Two brackets are required for one to three reels)
--------	---

#### Hands-free Magnetic Clip

16P999	Magnetic clip with non-marring cover won't scratch vehicle finish. Snap onto light tube for hands-free operation. Spin the fixture to direct light where you need it.
--------	---

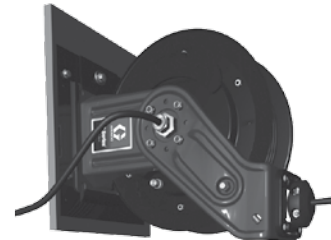
#### Retrofit Mounting Bracket

For Competitive reel replacement


24N688	Fits size 5 reel
24N689	Fits size 10 reel



24N690



24N686



24N814



16P999

# LD Series Enclosed Hose Reels

## Hose Reels and Packages

### Features and Benefits

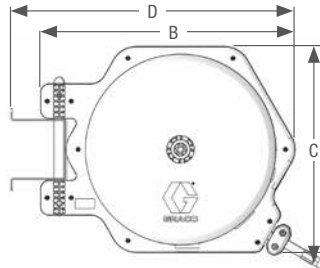
- Designed for light-duty applications
- Enclosed for safety and protection, extends hose life
- Flexible mounting options—hang on wall or ceiling; bench, table or tank top-mount options are available
- Full-flow swivel maximizes fluid flow with minimal pressure drop
- Easy spring tension adjustment—increase or decrease pressure spring tension while reel is pressurized

### Typical Applications

- Small maintenance shops
- Tire/muffler shops
- Small fast lubes
- Independent repair facilities
- Industrial manufacturing facilities

### Typical Fluids Handled

- Petroleum— and synthetic—based oils
- Grease
- Air only
- Air/water
- Anti-freeze
- Windshield washer



### Dimensions

LD SERIES	
A	7.1 in (180 mm)
B	23.0 in (585 mm)
C	18.5 in (470 mm)
D	25.6 in (650 mm)



Enclosed hose reel comes with ceiling/wall mounting swivel bracket. Required inlet hose kit sold separately.



Hose Inlet Kit for LD enclosed reels

### NPT Replacement Reels\* Ordering Information

Part Number	Application	Hose Size ld x Length		Pressure psi (bar)	Connection Size Inlet NPT(m) x Outlet NPT(m)
24H655	Air Only	6 mm x 11 m	1/4 in x 35 ft	250 (17.2)	1/2 in x 1/4 in
24H656	Air Only	6 mm x 15 m	1/4 in x 50 ft	250 (17.2)	1/2 in x 1/4 in
24H657	Air/Water/Anti-Freeze/Windshield Washer Fluid	10 mm x 11 m	3/8 in x 35 ft	250 (17.2)	1/2 in x 3/8 in
24H658	Air/Water/Anti-Freeze/Windshield Washer Fluid	10 mm x 15 m	3/8 in x 50 ft	250 (17.2)	1/2 in x 3/8 in
24H659	Air/Water/Anti-Freeze/Windshield Washer Fluid	12 mm x 11 m	1/2 in x 35 ft	250 (17.2)	1/2 in x 1/2 in
24H660	Air/Water/Anti-Freeze/Windshield Washer Fluid	12 mm x 14 m	1/2 in x 45 ft	250 (17.2)	1/2 in x 1/2 in
24H661	Oil	10 mm x 11 m	3/8 in x 35 ft	1800 (124)	1/2 in x 3/8 in
24H662	Oil	12 mm x 11 m	1/2 in x 35 ft	1800 (124)	1/2 in x 1/2 in
24H663	Grease	6 mm x 11 m	1/4 in x 35 ft	5000 (345)	3/8 in x 1/4 in

\*Reel only. Mounting Hardware is not included

### Hose Inlet Kits for LD Enclosed Hose Reel

	Part Number	Hose Inlet Description	Fits Reel	Pressure psi (bar)	Hose id in (mm)	Length in (mm)	Hose Inlet in	Hose Outlet in
For NPT connections	24C443	Air	24H655	250 (17.2)	1/4 (6)	36 in (915)	1/4 npt(m)*	1/4 npt(m)*
			24H656					
	24C444	Air/Water/Anti-Freeze/Windshield Washer Fluid	24H657		3/8 (10)		1/2 npt(m)*	3/8 npt(m)*
	24C445		24H658		1/2 (12)			1/2 npt(m)*
	24C537	Oil	24H661	1,800 (124)	3/8 (10)			3/8 npt(m)*
	24C538		24H662		1/2 (12)			1/2 npt(m)*
	24C539	Grease	24H663	5,000 (345)	1/4 (6)		1/4 npt(m)*	1/4 npt(m)*

\* NPT hose connection when using BSP to NPT adapter (included)

# LD Series Enclosed Hose Reels

## Hose Reels and Packages

### Wall Mount Package\* (NPT)

Package Part Number	Application	Hose Size Id x Length	Reel (NPT)	Wall Mount Kit	Inlet Kit
24F735	Air	1/4 in x 35 ft	24H655	24G866	24C443
24F736	Air	1/4 in x 50 ft	24H656	24G866	24C443
24F737	Air/Water/Anti-Freeze/Windshield Washer Fluid	3/8 in x 35 ft	24H657	24G866	24C444
24F738	Air/Water/Anti-Freeze/Windshield Washer Fluid	3/8 in x 50 ft	24H658	24G866	24C444
24F739	Air/Water/Anti-Freeze/Windshield Washer Fluid	1/2 in x 35 ft	24H659	24G866	24C444
24F740	Air/Water/Anti-Freeze/Windshield Washer Fluid	1/2 in x 45 ft	24H660	24G866	24C444
24F741	Oil	3/8 in x 35 ft	24H661	24G866	24C537
24F742	Oil	1/2 in x 35 ft	24H662	24G866	24C538
24F743	Grease	1/4 in x 35 ft	24H663	24G866	24C539

\*Hose Reel, Inlet Kit, Wall Mount Bracket Kit Included

### Fixed Mount Package\* (NPT)

Package Part Number	Application	Hose Size Id x Length	Reel (NPT)	Fixed Mount Kit	Inlet Kit
24F753	Air	1/4 in x 35 ft	24H655	24G865	24C443
24F754	Air	1/4 in x 50 ft	24H656	24G865	24C443
24F755	Air/Water/Anti-Freeze/Windshield Washer Fluid	3/8 in x 35 ft	24H657	24G865	24C444
24F756	Air/Water/Anti-Freeze/Windshield Washer Fluid	3/8 in x 50 ft	24H658	24G865	24C444
24F757	Air/Water/Anti-Freeze/Windshield Washer Fluid	1/2 in x 35 ft	24H659	24G865	24C444
24F758	Air/Water/Anti-Freeze/Windshield Washer Fluid	1/2 in x 45 ft	24H660	24G865	24C444
24F759	Oil	3/8 in x 35 ft	24H661	24G865	24C537
24F760	Oil	1/2 in x 35 ft	24H662	24G865	24C538
24F761	Grease	1/4 in x 35 ft	24H663	24G865	24C539

\*Reel, Inlet kit, Fixed Bracket Kit

### Swivel Mount Package\* (NPT)

Package Part Number	Application	Hose Size Id x Length	Reel (NPT)	Swivel Mount Kit	Inlet Kit
24F771	Air	1/4 in x 35 ft	24H655	24C772	24C443
24F772	Air	1/4 in x 50 ft	24H656	24C772	24C443
24F773	Air/Water/Anti-Freeze/Windshield Washer Fluid	3/8 in x 35 ft	24H657	24C772	24C444
24F774	Air/Water/Anti-Freeze/Windshield Washer Fluid	3/8 in x 50 ft	24H658	24C772	24C444
24F775	Air/Water/Anti-Freeze/Windshield Washer Fluid	1/2 in x 35 ft	24H659	24C772	24C444
24F776	Air/Water/Anti-Freeze/Windshield Washer Fluid	1/2 in x 45 ft	24H660	24C772	24C444
24F777	Oil	3/8 in x 35 ft	24H661	24C772	24C537
24F778	Oil	1/2 in x 35 ft	24H662	24C772	24C538
24F779	Grease	1/4 in x 35 ft	24H663	24C772	24C539

\*Hose Reel, Inlet Kit, Swivel Bracket Kit

### Mounting Kits Ordering Information

Part Number	Description
24G866	Wall Mount Kit
24G865	Fixed Bracket New Installation Kit
24E506	Fixed Bracket Replacement Kit
24C772	Swivel Bracket Kit



Ceiling/Wall Stationary Bracket 24E506



Tote, Bench or Wall Mount Post 24C772

# SD 10™ and SD 20™ Hose Reels

## Hose Reels and Packages

### Features and Benefits

- Designed for daily use applications, such as dealerships, fleet service and maintenance facilities
- Structurally engineered frame made from high strength steel won't bend or flex
- Long-lasting spring provides constant spring torque through the entire range of motion
- Flexible positioning of guide arm for mounting on bench or ceiling, wall or utility truck
- Steel spool for demanding applications
- Open swivel ports ensure high fluid flow with minimal pressure loss
- Enclosure kits available—ideal when appearance and protection is important
- Available in six colors. Metallic blue is standard

### Typical Applications

- Car dealerships
- Light/medium-duty truck dealers
- Fleet maintenance
- Mining maintenance
- Public works garages
- Construction vehicle maintenance
- Light-utility service trucks

### Dimensions

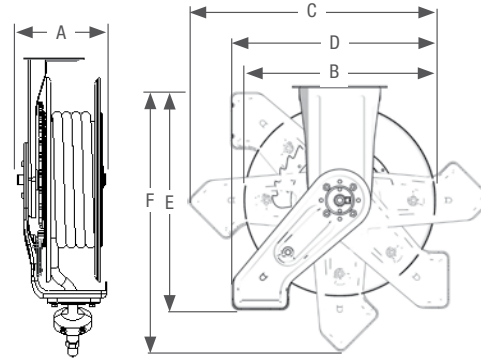
SD 10		SD 20	
A	7.0 in (177 mm)	A	7.0 in (177 mm)
B	16.2 in (412 mm)	B	18.1 in (460 mm)
C	21.0 in (533 mm)	C	23.4 in (594 mm)
D	17.1 in (435 mm)	D	19.2 in (488 mm)
E	19.5 in (495 mm)	E	21.8 in (554 mm)
F	22.5 in (571 mm)	F	25.2 in (640 mm)



Single pedestal with metal spool. Inlet Hose Kit sold separately.

### Typical Fluids Handled

- Petroleum- and synthetic-based oils
- Grease
- Air
- Water
- Anti-freeze
- Windshield washer



### Ordering Information

### Technical Specifications

Applications		Model numbers by color						Pressure	Hose		Connection Size		Operating Temp.
		Metallic Blue	White	Red	Black	Dark Blue	Yellow	psi (bar)	id (in)	Length ft (mt)	Inlet npsm(m)	Outlet	
Air, Water, Anti-Freeze, Windshield Washer Fluid	SD 10	HPL23B	HPL23A	HPL23C	HPL23D	HPL23E	HPL23F	300 (20.7)	3/8	35 (11)	1/2	3/8 npt (m)	-20°–190° F (-28°–87° C)
		HPL25B	HPL25A	HPL25C	HPL25D	HPL25E	HPL25F	300 (20.7)	3/8	50 (15)	1/2	3/8 npt (m)	
		HPL33B	HPL33A	HPL33C	HPL33D	HPL33E	HPL33F	300 (20.7)	1/2	35 (11)	1/2	1/2 npt (m)	
	SD 20	HPL56B	HPL56A	HPL56C	HPL56D	HPL56E	HPL56F	300 (20.7)	3/8	65 (20)	1/2	3/8 npt (m)	
		HPL65B	HPL65A	HPL65C	HPL65D	HPL65E	HPL65F	300 (20.7)	1/2	50 (15)	1/2	1/2 npt (m)	
Petroleum- or Synthetic-Based Oils	SD 10	HPM33B	HPM33A	HPM33C	HPM33D	HPM33E	HPM33F	2,000 (138)	1/2	35 (11)	1/2	1/2 npt (m)	
		HPM3BB*	HPM3BA*	HPM3BC*	HPM3BD*	HPM3BE*	HPM3BF*	2,000 (138)	1/2	35 (11)	1/2	1/2 npsm (f)	
	SD 20	HPM65B	HPM65A	HPM65C	HPM65D	HPM65E	HPM65F	2,000 (138)	1/2	50 (15)	1/2	1/2 npt (m)	
		HPM6DB*	HPM6DA*	HPM6DC*	HPM6DD*	HPM6DE*	HPM6DF*	2,000 (138)	1/2	50 (15)	1/2	1/2 npsm (f)	
Grease	SD 10	HPH15B	HPH15A	HPH15C	HPH15D	HPH15E	HPH15F	5,000 (345)	1/4	50 (15)	3/8	1/4 npt (m)	-40°–200° F (-40°–93° C)
		HPH23B	HPH23A	HPH23C	HPH23D	HPH23E	HPH23F	4,000 (276)	3/8	35 (11)	3/8	1/4 npt (m)	
		HPH1DB*	HPH1DA*	HPH1DC*	HPH1DD*	HPH1DE*	HPH1DF*	5,000 (345)	3/8	35 (11)	3/8	1/4 npt (f)	
	SD 20	HPH55B	HPH55A	HPH55C	HPH55D	HPH55E	HPH55F	4,000 (276)	3/8	50 (15)	3/8	1/4 npt (m)	
		HPH5DB*	HPH5DA*	HPH5DC*	HPH5DD*	HPH5DE*	HPH5DF*	4,000 (276)	3/8	50 (15)	3/8	1/4 npt (f)	

# SD 10™ and SD 20™ Hose Reel Packages and Accessories

## Hose Reels and Packages

SD Reel Packages with Enclosure Kit							
Steel Spool	Application	SD Packages	Hose Reel	Hose Inlet Kit	White Enclosure	Valve/Meter	Fitting
	Air/Water	24D989	HPL23B	218549	24A217	—	—
	Air/Water	24D990	HPL25B	218549	24A217	—	—
	Air/Water	24D991	HPL33B	218549	24A217	—	—
	Air	24D992	HPL23B	218549	24A217	218545	—
	Water	24D993	HPL23B	218549	24A217	180685	150287
	Water	24D994	HPL33B	218549	24A217	180685	159842
	Motor Oil	24D995	HPM33B	218549	24A217	—	—
	Motor Oil	24D996	HPM33B	218549	24A217	255350	—
	Motor Oil	24D997	HPM33B	218549	24A217	255348	—
SD Reel Packages without Enclosure Kit							
Steel Spool	Application	SD Packages	Hose Reel	Hose Inlet Kit	Enclosure	Valve/Meter	Fitting
	Air	24D998	HPL23B	218549	—	218545	—
	Water	24D999	HPL23B	218549	—	180685	150287
	Motor Oil	24E001	HPM33B	218549	—	255350	—
	Motor Oil	24E002	HPM33B	218549	—	255348	—
SD Hose Inlet Kits			Pressure psi (bar)	Hose id in (mm)	Length in (mm)	Hose Inlet	
218549	Low/medium pressure		2000 (137)	1/2 (12)	24 (610)	npt(m)	
218550	High pressure		4000 (276)	3/8 (10)	24 (610)	npt(m)	
224417	High pressure		5000 (345)	1/4 (6)	24 (610)	npt(m)	
Reel Enclose Kits for One Reel		Provides protection to extend the life of hoses and bearings for SD single pedestal reels					
		White*	Metallic Blue	Red	Black	Dark Blue	Yellow
SD 10 Enclosure		24A217	24A940	24A941	24A942	24A943	24A944
SD 20 Enclosure		24A218	24A945	24A946	24A947	24A948	24A949
SD 10 End Caps (2)		—	—	—	24A950	—	—
SD 20 End Caps (2)		—	—	—	24A951	—	—
Enclosed Reel Mounting Channel		Enclosure mounting channel kits include all parts for mounting hose reels to walls or ceilings					
Description		1 Reel	2 Reels	3 Reels	4 Reels	5 Reels	6 Reels
SD Enclosed		203521	203522	203523	203524	203525	203526
Open Reel Mounting Channel		Accommodates one, two, three, four, five or six reels (includes all parts for wall or ceiling mounts)					
		1 Reel	2 Reels	3 Reels	4 Reels	5 Reels	6 Reels
SD 10/SD 20 Open		24A934	24A935	24A936	24A937	24A938	24A939
Retrofit Adapter Kits							
24A224		Includes all parts to mount hose reel to existing 500 series mounting pattern					
24C100		Includes all parts to convert SD10 hose reels to fit existing 250 series enclosures					
Mounting Bracket (Secures mounting channel to I-beam without drilling)							
204741		Two brackets are required for 1-3 hose reels; three brackets for 4-6 hose reels					
Ball Stop Kits							
222225		For 1/4 in (6.4 mm) i.d. hose (Not for use with XD30, 700 or 750)					
218340		For 1/4-3/8 in (6.4-9.5 mm) i.d. hose (Not for use with XD30, 700 or 750)					
218341		.782 ID used for 3/8 in and 1/2 in (9.5 mm and 12.7 mm) hose (Not for use with XD30, 700 or 750)					
237872		1.0 ID used for 5/8 in (15.9 mm) hose					
237873		1.123 ID used for 3/4 in (19.1 mm) hose					
237874		1.374 ID used for 1 in (25.4 mm) hose					
24D132		For 3/8 in (9.5 mm) o.d. hose					
24D133		For 1/2 in (12.7 mm) o.d. hose					

\* Bare Reel—hose sold separately Wetted parts—bare hose reel only: zinc plated steel, steel, nitrile rubber Dry Weight: 52 lbs (23.5 kg) Instruction Manual: 313431



Hose Reel Enclosure



Mounting Channel



Mounting Bracket



Hose Inlet Kit for SD open reels



# XD 10™, XD 20™ and XD 30™ Hose Reels

## Hose Reels and Packages

### Features and Benefits

- Designed for robust/heavy-duty applications such as mobile lube trucks or large equipment service, yet with a narrow footprint to fit more reels into small spaces
- Dual pedestal frame provides increased strength for extreme-duty applications
- Long lasting spring is sealed for protection against the weather
- Durable steel spool rides on sealed roller bearings to ensure trouble-free performance
- Available in four colors. Metallic blue is standard
- Available with arms removed for bulkhead mounting

### Typical Applications

- Heavy-duty truck dealers
- Fleet maintenance
- Mining maintenance
- Public works garages
- Construction vehicle maintenance
- Heavy-duty mobile service trucks
- Mining

### Typical Fluids Handled

- Petroleum- and synthetic-based oils
- Grease
- Fuel
- Pressure wash
- Air
- Water
- Anti-freeze
- Windshield washer
- Waste oil

Note: Hose Inlet Kit for all XD Reels sold separately.

### Dimensions

XD 10	
A	7.5 in (196 mm)
B	16.2 in (412 mm)
C	21.0 in (533 mm)
D	18.0 in (457 mm)
E	18.5 in (470 mm)
F	22.5 in (571 mm)

XD 20	
A	7.5 in (196 mm)
B	18.1 in (460 mm)
C	23.4 in (594 mm)
D	20.0 in (508 mm)
E	21.0 in (533 mm)
F	25.2 in (640 mm)


XD 30	
A	9.0 in (229 mm)
B	21.50 in (546.00 mm)
C	25.96 in (659.45 mm)
D	22.12 in (561.73 mm)
E	23.10 in (588.00 mm)
F	27.60 in (700.82 mm)



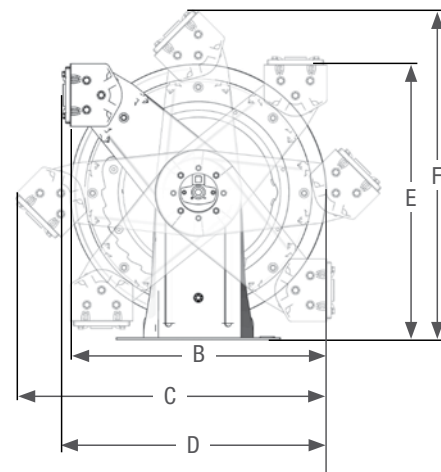
XD 10



XD 20



XD 30





# XD 10™, XD 20™ and XD 30™ Hose Reels

## Hose Reels and Packages

Ordering Information						Technical Specifications						
Applications		Model numbers by color				Pressure	Hose		Connection Size		Operating Temp.	
		Metallic Blue	White	Yellow	Desert Sand	psi (bar)	id in	Length ft (m)	Inlet in	Outlet in		
Air, Water, Anti-Freeze, Windshield Washer Fluid	XD 10	HSL25B	HSL25A	HSL25F	HSL25G	300 (20.7)	3/8	50 (15)	1/2 npsm(m)	3/8 npt(m)	-20–190° F (-28–87° C)	
		HSL33B	HSL33A	HSL33F	HSL33G		1/2	35 (11)		1/2 npt(m)		
	XD 20	HSL56B	HSL56A	HSL56F	HSL56G		3/8	65 (20)		3/8 npt(m)		
		HSL65B	HSL65A	HSL65F	HSL65G		1/2	50 (15)		1/2 npt(m)		
	XD 30	HSLC8B	HSLC8A	HSLC8F	HSLC8G		1/2	75 (23)	1/2 npt(m)	3/4 npsm(m)	3/4 npt(m)	-40–180° F (-40–82° C)
		HSLD5B	HSLD5A	HSLD5F	HSLD5G		3/4	50 (15)	3/4 npt(m)			
Petroleum— and Synthetic— Based Oils	XD 10	HSM33B	HSM33A	HSM33F	HSM33G	2,000 (138)	1/2	35 (11)	1/2 npsm(m)	1/2 npt(m)	-20–190° F (-28–87° C)	
		HSM3BB*	HSM3BA*	HSM3BF	HSM3BG			35 (11)		1/2 npt(f)		
	XD 20	HSM65B	HSM65A	HSM65F	HSM65G			50 (15)		1/2 npt(m)		
		HSM6DB*	HSM6DA*	HSM6DF*	HSM6DG			50 (15)		1/2 npt(f)		
	XD 30	HSMC8B	HSMC8A	HSMC8F	HSMC8G	1,500 (103)	75 (23)	1/2 npt(m)	3/4 npsm(m)	1/2 npsm(f)	-40–180° F (-40–82° C)	
		HSMCFB*	HSMCFA*	HSMCFF*	HSMCFG*	2,000 (138)	75 (23)	1/2 npsm(f)				
		HSMD5B	HSMD5A	HSMD5F	HSMD5G	1,250 (86)	3/4	3/4 npt(m)				
		HSMDDB*	HSMDDA*	HSMDDF*	HSMDDG*	2,000 (138)	3/4	3/4 npsm(f)				
Grease	XD 10	HSH15B	HSH15A	HSH15F	HSH15G	8,000 (552)	1/4	50 (15)	3/8 npsm(m)	1/4 npt(m)	-40–200° F (-40°–93° C)	
		HSH1DB*	HSH1DA*	HSH1DF*	HSH1DG*		3/8	35 (11)	3/8 npt(f)			
	XD 20	HSH55B	HSH55A	HSH55F	HSH55G	4,000 (276)	3/8	50 (15)	1/4 npt(m)	1/2 npsm(m)		
		HSH5DB*	HSH5DA*	HSH5DF*	HSH5DG*	8,000 (552)			3/8 npsm(f)			
	XD 30	HSHC5B	HSHC5A	HSHC5F	HSHC5G	5,000 (345)	1/2		1/2 npt(m)		1/2 npsm(f)	-40–180° F (-40–82° C)
		HSHCDB*	HSHCDA*	HSHCDF*	HSHCDG*				3/8			
Pressure Wash	XD 30	HSPB8B	HSPB8A	HSPB8F	HSPB8G	4,000 (276)	3/8	75 (23)	1/2 npsm(m)	3/8 npt(m)	-20–225° F (-28–107° C)	
		HSFFFB*	HSFFFA*	HSFFFF*	HSFFFG*					3/8 npsm(f)		
		HSPC5B	HSPC5A	HSPC5F	HSPC5G	4,500 (310)	1/2	50 (15)		1/2 npt(m)		
Fuel/Evacuation	XD 30	HSLE3B	HSLE3A	HSLE3F	HSLE3G	125 (8.6)	1	30 (9)	3/4 npsm(m)	1 npt(m)	-40–120° F (-40–49° C)	
DEF	XD 30	HSDD5B	HSDD5A	HSDD5F	NA	50 (3.4)	3/4	50 (15)	3/4 bspp(m)	3/4 bspp ORB	12–140° F (-11–60° C)	
		HSDDDB*	HSDDDA	HSDDDF	NA							

Maximum dry weight with hose: XD10 = 54 lbs (24.5 kg), XD20 = 59 lbs (27 kg), XD30 = 98 lbs (44.5 kg)

Wetted parts–Bare hose reel only: zinc plated steel, anodized aluminum, nitrile rubber

Instruction Manuals: XD10 and XD20: 313431, XD30: 3A0138

\* Bare reel–hose sold separately

# XD 10™, XD 20™ and XD 30™ Hose Reel Accessories

## Hose Reels and Packages

### Ordering Information

XD Enclosure Kits	Provides protection to extend the life of hose and bearings for XD reels					
Reel Enclose kits for One Reel	White	Metallic Blue	Red	Black	Dark Blue	Yellow
XD 10 Enclosure	24N331	24N332	24N333	24N334	24N335	24N336
XD 20 Enclosure	24N337	24N339	24N340	24N341	24N342	24N343
XD 10 End Caps (2)	—	—	—	24A950	—	—
XD 20 End Caps (2)	—	—	—	24A951	—	—
Enclosed Reel Mounting Channel	Enclosure mounting channel kits include all parts for mounting hose reels to walls or ceilings					
Description	1 Reel	2 Reels	3 Reels	4 Reels	5 Reels	6 Reels
XD Enclosed	24N323	24N324	24N325	24N326	24N327	24N328
Open Reel Mounting Channel	Accommodates one, two, three, four, five or six reels (includes all parts for wall or ceiling mounts)					
	1 Reel	2 Reels	3 Reels	4 Reels	5 Reels	6 Reels
XD 10/XD 20 Open	24A219	24A220	24A221	—	—	24A222
Retrofit Adapter Kits						
24A224	Includes all parts to mount hose reel to existing 500 series mounting pattern					
24C100	Includes all parts to convert SD10 hose reels to fit existing 250 series enclosures					
Mounting Bracket						
204741	Secures mounting channel to I-beam without drilling. Two brackets are required for 1-3 hose reels; three brackets for 4-6 hose reels					
Ball Stop Kits	Typical Hose I.D.					
222225	For 1/4 in (6.4 mm) I.D. hose (Not for use with XD30, 700 or 750)					
218340	For 1/4-3/8 in (6.4-9.5 mm) I.D. hose (Not for use with XD30, 700 or 750)					
218341	.782 I.D. used for 3/8 in and 1/2 in (9.5 mm and 12.7 mm) hose (Not for use with XD 30, 700 or 750)					
237872	1.0 I.D. used for 5/8 in (15.9 mm) hose					
237873	1.123 I.D. used for 3/4 in (19.1 mm) hose					
237874	1.374 I.D. used for 1 in (25.4 mm) hose					
24D132	For 3/8 in (9.5 mm) O.D. hose					
24D133	For 1/2 in (12.7 mm) O.D. hose					
Hose Inlet Kits for XD 10 and XD 20		Pressure psi (bar)	Hose id in (mm)	Length in (mm)	Hose Inlet	
218549	Low/medium pressure	2000 (137)	1/2 (12)	24 (610)	npt(m)	
218550	High pressure	4000 (276)	3/8 (10)	24 (610)	npt(m)	
224417	High pressure	5000 (345)	1/4 (6)	24 (610)	npt(m)	
Hose Inlet Kits for XD 30		Pressure psi (bar)	Hose id in (mm)	Length in (mm)	Hose Inlet	
24E283	High pressure	5000 (345)	1/2 (12)	24 (610)	npt(m)	
24E284	Low/medium pressure	1250 (86)	3/4 (19)	24 (610)	npt(m)	
24E285	Low pressure (for fuel)	125 (8.6)	1/2 (12)	24 (610)	npt(m)	
DEF Hoses						
124875	DEF hose, 2 ft, 3/4 in BSPP (M) x cut end (inlet hose)					
124581	DEF hose, 6 ft, 3/4 in BSPP (M) x cut end (inlet hose)					
Valve Hanger Kit						
224444	Mounts to side of reel to allow hanging of non-metered and high flow dispensing valves					
Metal Label Kits (includes one 3/4 in x 4-1/4 in (1.9 cm x 10.8 cm) metal label and mount)						
218670	Motor oil	218675	Air	218674	Hydraulic Oil	
218671	Grease	218676	Water	218673	ATF	
218672	Gear lube	218677	Anti-Freeze	218678	Evacuation	
Self Adhesive Identification Label Set						
180698	Set includes: 1 in x 5 in (25.4 mm x 127 mm) hose reels labels for Anti-Freeze, Water, SAE 5-40, SAE 10-40, SAE 20W, Hydraulic, Gear, SAE 10W, SAE 10-30, SAE 30W, Dexron, Air, Chassis, ATF					

Mounting Channel



Retrofit Bracket to fit 500 Series



Mounting Bracket



Ball Stop Kit



Hose Reel Enclosure



# XD Series HN Model Hose Reels

## Hose Reels and Packages

### Features and Benefits

Ideally suited for lube truck installations where space is a premium. Structurally engineered frame and spool is made from high strength steel that won't bend or flex. Long-lasting spring provides constant spring torque through the entire range of motion. Open swivel ports ensure high fluid flow with minimal pressure loss.

### Typical Applications

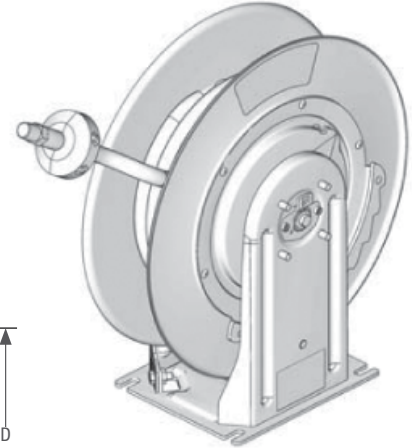
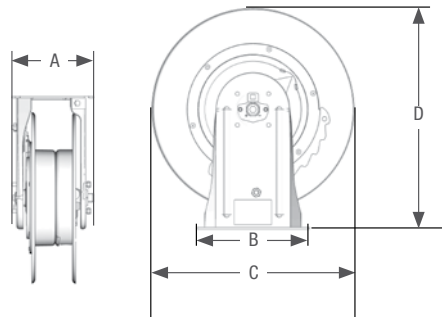
- Mining maintenance
- Public works garages
- Construction vehicle maintenance
- Light-utility service trucks

### Typical Fluids Handled

- Petroleum- and synthetic-based oils
- Grease
- Air
- Water
- Anti-freeze
- Fuel evacuation
- Windshield washer
- Waste oil

### Dimensions

XD 30 Hose Reels HN Model	
A	9.0" (229 mm)
B	13.77" (350.00 mm)
C	21.50" (546.00 mm)
D	23.10" (588.00 mm)



### Ordering Information

### Technical Specifications

Applications		Model numbers by color			Pressure psi (bar)	Hose		Connection Size		Operating Temp.
		Metallic Blue	White	Yellow		id in.(M)	Length ft (m)	Inlet npsm(m)	Outlet	
Air, Water, Anti-Freeze, Windshield Washer Fluid	XD 20 HN	HNL56B	HNL56A	HNL56F	300 (20.7)	3/8	65	1/2 npsm(m)	3/8npt(m)	-20° F to 190° F (-28° C to 87° C)
		24C246^	24C245^	24C247^	300 (20.7)	3/8	65	1/2 npsm(m)	3/8npt(m)	
		HNL65B	HNL65A	HNL65F	300 (20.7)	1/2	50	1/2 npsm(m)	1/2 npt(m)	
		24C249^	24C248^	24C250^	300 (20.7)	1/2	50	1/2 npsm(m)	1/2 npt(m)	
	XD 30 HN	HNLC8B	HNLC8A	HNLC8F	300 (20.7)	1/2	75	1/2 npsm(m)	1/2 npt(m)	-40° F to 180° F (-40° C to 82° C)
		HNLD5B	HNLD5A	HNLD5F	300 (20.7)	3/4	50	3/4 npsm(m)	3/4 npt(m)	
Petroleum- and Synthetic-Based Oils	XD 20 HN	HNMC8B	HNMC8A	HNMC8F	1500 (103)	1/2	75	1/2 npsm(m)	1/2 npt(m)	-40° F to 180° F (-40° C to 82° C)
		HNMD5B	HNMD5A	HNMD5F	1250 (86)	3/4	50	3/4 npsm(m)	3/4 npt(m)	
	XD 30 HN	HNMDDB*	HNMDDA*	HNMDDF*	2000 (138)	3/4	50	3/4 npsm(m)	3/4 npt(m)	-20° F to 190° F (-28° C to 87° C)
		HNH55B	HNH55A	HNH55F	4800 (331)	3/8	50	3/8 npsm(m)	1/4 npt(m)	
		24C255^	24C254^	24C256^	4800 (331)	3/8	50	3/8 npsm(m)	1/4 npt(m)	
Grease	XD 30 HN	HNHC5B	HNHC5A	HNHC5F	5000 (345)	1/2	50	1/2 npsm(m)	1/2 npt(m)	-40° F to 180° F (-40° C to 82° C)
		HNHCDB*	HNHCDA*	HNHCDF*	5000 (345)	1/2	50	1/2 npsm(m)	1/2 npt(m)	
		HNHB7B	HNHB7A	HNHB7F	5000 (345)	3/8	75	1/2 npsm(m)	3/8 npt(m)	
		HNHB7B	HNHB7A	HNHB7F	5000 (345)	3/8	75	1/2 npsm(m)	3/8 npt(m)	
Pressure Wash	XD 30 HN	HNPB8B	HNPB8A	HNPB8F	4000 (276)	3/8	75	1/2 npsm(m)	3/8 npt(m)	-20° F to 225° F (-28° C to 107° C)
		HNHFFB*	HNHFFA*	HNHFFF*	4000 (276)	3/8	75	1/2 npsm(m)	3/8 npsm(f)	
		HNPC5B	HNPC5A	HNPC5F	4500 (310)	1/2	50	1/2 npsm(m)	1/2 npt(m)	
Fuel/Evacuation		HNLE3B	HNLE3A	HNLE3F	125 (86)	1	30	3/4 npsm(m)	1 npt(m)	-40° F to 100° F (-40° C to 49° C)

\*Bare reel hose sold separately ^ Reel package includes hose guide kit 15Y478

Wetted parts—bare hose reel only: zinc plated steel, steel, nitrile rubber HN Dry Weight: 64 pounds (29.0 kg) Instruction Manual: 3A0138  
Wetted parts—HSL, HSM, HNL, and HNM Models are Nickel Plated Carbon Steel, Aluminum, Buna N Rubber, UHMWPE. HSH, HSP, HNH, and HNP Models are Nickel Plated Stainless Steel, Buna N Rubber, UHMWPE

# XD 40™ and XD 50™ Hose Reels

## Hose Reels and Packages

### Features and Benefits

- More hoses to choose from. Standard models come complete with factory installed hoses on the reel.
- Rotatable inlet position makes mounting easier in more applications.
- A Graco exclusive—breakthrough swivel design allows better flow to get work done faster. Materials are corrosion resistant and strong for long lasting performance.
- Improved ratchet design has one set of teeth instead of two to avoid reel lockout.
- Heavy-duty welded spool is stronger than bolted frames that can loosen with use. Ribs add extra strength for toughness over the long haul.
- Meets worldwide standards. Built with NPT, BSPP or BSPT threads means accessories screw right on without the need for adapters.



XD 40

### Typical Applications

- Heavy-duty truck dealers
- Fleet maintenance
- Mining maintenance
- Public works garages
- Construction vehicle maintenance
- Heavy-duty mobile service trucks

### Typical Fluids Handled

- Petroleum- and synthetic-based oils
- Diesel fuel
- Air
- Water
- Anti-freeze
- Waste oil

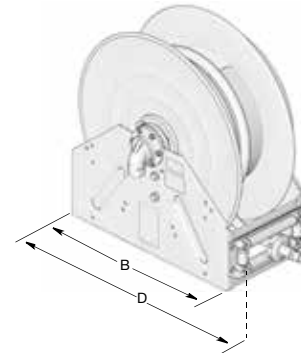
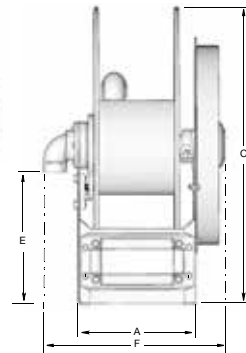


XD 50

### Dimensions

XD 40 REELS	
A	11.83 in (300 mm)
B	24 in (610 mm)
C	26.13 in (664 mm)
D	26.4 in (671 mm)
E	10.91 in (277 mm)
F: Model 1	16.54 in (420 mm)
F: Model 2	17.47 in (444 mm)

XD 50 REELS	
A	11.83 in (300 mm)
B	28.5 in (724 mm)
C	30.13 in (765 mm)
D	29.4 in (747 mm)
E	10.91 in (277 mm)
F: Model 3	17.47 in (444 mm)
F: Model 4	18.24 in (463 mm)



# XD 40™ and XD 50™ Hose Reels

## Hose Reels and Packages

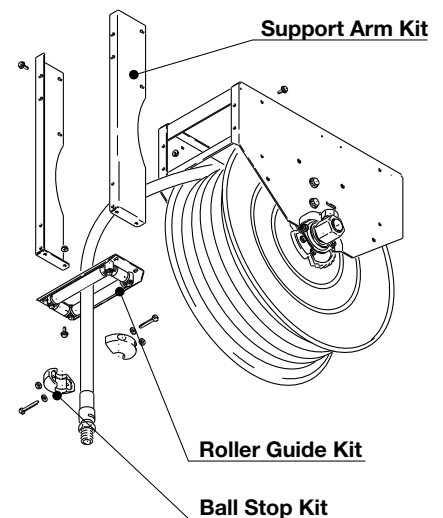
### Reel with Hose Ordering Information | Technical Specifications

Applications		Model numbers by color			Pressure psi (bar)	Hose		Dimension "F"	Connection Size		Operating Temperature
		Blue	Yellow	White		id in	Length ft (m)		Inlet npt (f)	Outlet npt (m)	
Air/Water/ Anti-Freeze	XD 40	24P327	24P328	24P329	300 (21)	1/2	100 (30)	Model 1	1	1/2	-20°-180° F (-28°-82° C)
		24P330	24P331	24P332	300 (21)	3/4	75 (23)		1	3/4	
		24P333	24P334	24P335	300 (21)	3/4	100 (30)		1	3/4	
		24P336	24P337	24P338	300 (21)	1	50 (15)		1	1	
	XD 50	24P470	24P471	24P472	300 (21)	1	75 (23)	Model 3	1	1	
		24P473	24P474	24P475	300 (21)	1	100 (30)		1	1	
Oil	XD 40	24P339	24P340	24P341	2000 (138)	1/2	100 (30)	Model 2	1	1/2	-40°-180° F (-40°-82° C)
		24P342*	24P343*	24P344*	1500 (103)	3/4	75 (23)	Model 1	1	3/4	
		24R857†	24R859†	24R860†	1500 (103)	3/4	75 (23)	Model 2	1	3/4	
		24P345	24P346	24P347	1500 (103)	3/4	100 (30)		1	3/4	
		24P348*	24P349*	24P350*	1275 (88)	1	50 (15)	Model 1	1	1	
		24R861†	24R862†	24R863†	1275 (88)	1	50 (15)	Model 2	1	1	
	XD 50	24P476	24P477	24P478	1275 (88)	1	75 (23)	Model 3	1	1	
Waste Oil Evacuation	XD 40	24P351	24P352	24P353	250 (17)	1	50 (15)	Model 1	1	1	-40°-180° F (-40°-82° C)
	XD 50	24P479	24P480	24P481	200 (14)	1 1/4	35 (11)	Model 4	1 1/2	1 1/4	
		24P482	24P483	24P484	200 (14)	1 1/4	50 (15)		1 1/2	1 1/4	
Diesel Fuel	XD 40	24P354	24P355	24P356	250 (17)	1	50 (15)	Model 1	1	1	
	XD 50	24P485	24P486	24P487	250 (17)	1	75 (23)	Model 3	1	1	
		24P488	24P489	24P490	250 (17)	1	100 (30)		1	1	
		24P491	24P492	24P493	250 (17)	1 1/4	35 (11)	Model 4	1 1/2	1 1/4	
		24P494	24P495	24P496	250 (17)	1 1/4	50 (15)		1 1/2	1 1/4	
		24P497	24P498	24P499	150 (10)	1 1/2	50 (15)		1 1/2	1 1/2	

\*Truck/bench mount only. † Overhead or truck mount. See manual 3A2990 on graco.com for more dimensional information.

### Accessories

Inlet Hose Kits		Pressure psi (bar)	Hose id in (mm)	Length in (mm)	Hose Inlet
24R111	Inlet kit for Air/Water and Oil	1275 (88)	1 (25)	28 (711)	npt(m)
24R112	Inlet kit for Waste Oil Evacuation	250 (17)	1 (25)	28 (711)	npt(m)
24R115	Inlet kit for Diesel Fuel	250 (17)	1 (25)	28 (711)	npt(m)
24R117	Inlet kit for Diesel Fuel	150 (10)	1.5 (38)	28 (711)	npt(m)
Ball Stop Kits					
237873	Ball stop kit used for 3/4 in (19.1 mm) hose				
237874	Ball stop kit used for 1 in (25.4 mm) hose				
24R060	Ball stop kit used for a 1.25 in (31.75 mm) hose				
24R061	Ball stop kit used for a 1.5 in (38.1 mm) hose				
Arm Kits and Roller Guides					
24R076	Support Arm Kit for XD 40				
24R077	Support Arm Kit for XD 50				
24R072	Roller Guide Kit with Bracket for XD 40				
24R074	Roller Guide Kit with Bracket for XD 50				
237932	Overhead mounting kit for XD 40. Includes all parts needed for ceiling mounting 1 reel				



# XD 40™ and XD 50™ Hose Reels

## Hose Reels and Packages

### Bare Reel Ordering Information

### Technical Specifications

Applications		Model numbers by color			Pressure psi (bar)	Hose Length Capacity		Dimension “F”	Connection Size		Operating Temperature
		Blue	Yellow	White		id in	Length ft (m)		Inlet npt (f)	Outlet npt (f)	
Air/Water/ Anti-Freeze	XD 40	24P313	24P315	24P316	600 (41)	1/2	100 (30)	Model 1	1	1	-40°–180° F (-40°–82° C)
						3/4	75 (23)				
						1	50 (15)				
						3/4	100 (30)				
	XD 50	24P317	24P318	24P319		1	75 (23)	Model 3			
		24P455	24P456	24P457		1	100 (30)	Model 3			
Oil	XD 40	24P320*	24P322*	24P323*	2000 (138)	1	50 (15)	Model 1	1	1	
						3/4	75 (23)				
		24R854 <sup>†</sup>	24R855 <sup>†</sup>	24R856 <sup>†</sup>		1	50 (15)	Model 2			
						3/4	75 (23)				
		24P324	24P325	24P326		1/2	100 (30)				
						3/4	100 (30)				
	XD 50	24P458	24P459	24P460		1	75 (23)	Model 3	1	1	
	Waste Oil Evacuation	XD 40	24P317	24P318		24P319	600 (41)	1	50 (15)	Model 1	
XD 50		24P461	24P462	24P463	1 1/4	35 (11)		Model 4	1 1/2	1 1/2	
						50 (15)					
Diesel Fuel	XD 40	24P317	24P318	24P319	600 (41)	1	50 (15)	Model 1	1	1	
	XD 50	24P455	24P456	24P457		1	100 (30)	Model 3	1	1	
		24P461	24P462	24P463		1 1/4	35 (11)	Model 4	1 1/2	1 1/2	
							50 (15)				
		24P464	24P465	24P466		1	75 (23)	Model 3	1	1	
		24P467	24P468	24P469		1 1/2	50 (15)	Model 4	1 1/2	1 1/2	

\*Truck/bench mount only.

† Overhead or truck mount.

See manual 3A2990 on graco.com for more dimensional information.

### Accessories

Inlet Hose Kits		Pressure psi (bar)	Hose id in (mm)	Length in (mm)	Hose Inlet
24R111	Inlet kit for Air/Water and Oil	1275 (88)	1 (25)	28 (711)	npt(m)
24R112	Inlet kit for Waste Oil Evacuation	250 (17)	1 (25)	28 (711)	npt(m)
24R115	Inlet kit for Diesel Fuel	250 (17)	1 (25)	28 (711)	npt(m)
24R117	Inlet kit for Diesel Fuel	150 (10)	1.5 (38)	28 (711)	npt(m)

#### Ball Stop Kits

237873	Ball stop kit used for 3/4 in (19.1 mm) hose
237874	Ball stop kit used for 1 in (25.4 mm) hose
24R060	Ball stop kit used for a 1.25 in (31.75 mm) hose
24R061	Ball stop kit used for a 1.5 in (38.1 mm) hose

#### Mounting Kits, Arms and Roller Guides

24R076	Support Arm Kit for XD 40
24R077	Support Arm Kit for XD 50
24R072	Roller Guide Kit with Bracket for XD 40
24R074	Roller Guide Kit with Bracket for XD 50
237932	Overhead mounting kit for XD 40. Includes all parts needed for ceiling mounting 1 reel



# XD 60™, XD 70™ and XD 80™ Motor Driven Hose Reels

## Hose Reels and Packages

### Features and Benefits

Choose from multiple frame and motor combinations—mix and match to make quick work of configuring the reel for your application. Reels can easily be configured for left or right inlet orientation by switching the outlet direction and motor rotation to suit your needs. Order reels assembled, or choose frames and motor modules to maximize uptime for on-site installations.

- Drive unit is clean and lubricated for life, so there's no need to worry about greasy, exposed drive chains that need maintenance and can be dangerous to operators
- A Graco exclusive—breakthrough swivel design allows better flow to get work done faster
- Materials are corrosion resistant and strong for long lasting performance
- Direct drive hydraulic, and enclosed gear drive pneumatic and electric with 12, 24, 115, and 230 VAC motor options
- Electric motors are UL listed for use in hazardous locations
- 600 psi (41 bar) low pressure and 3,000 psi (207 bar) medium pressure models
- Operating temperature range of -40 to 180° F (-40 to 82° C)\*
- Adjustable band clamp brake used to slow and stop reel
- Optional roller guides and arms available as accessories

*Not all options available in every configuration. Please see ordering guide for available sizes.*


*\*Grease reels are rated for 0° to 180° F (-18 to 82° C)*

### Typical Fluids

- Air
- Water
- Petroleum- and sythetic-based oils
- Grease
- Diesel fuel
- Waste oil evacuation
- Anti-freeze

### Top Quality Solutions for:

- Mining operations
- Oil and gas industry
- Heavy-duty construction
- Agriculture
- Sewer and waste water
- Transportation



**XD 60**

<b>Hose Capacity</b>	Up to ½ in x 100 ft, ¾ in x 100 ft, 1 in x 50 ft
<b>Swivel Size</b>	1 inch npt inlet and outlet



**XD 70**

<b>Hose Capacity</b>	Up to 1 in x 100 ft, 1.5 in x 65 ft, 2 in x 33 ft
<b>Swivel Size</b>	1, 1.5 or 2 inch npt inlet and outlet



**XD 80**

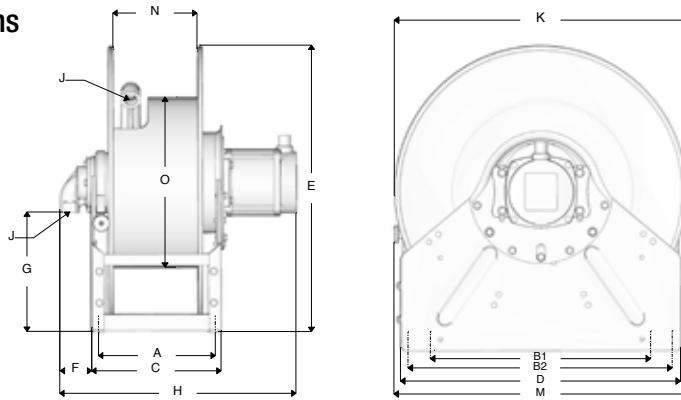
<b>Hose Capacity</b>	Up to 1 in x 150 ft, 1.5 in x 100 ft, 2 in x 50 ft
<b>Swivel Size</b>	1, 1.5 or 2 inch npt inlet and outlet



# XD 60™, XD 70™ and XD 80™ Motor Driven Hose Reels

## Hose Reels and Packages

### Dimensions



Model	Power Source	A	B1	B2	C	D	E	F	G	H	J	K	M	N	O	P
		(inches)														
XD6010	Pneumatic	10.45	22.25	na	11.8	24.0	26.1	2.8	10.9	20.4	1" npt	25.0	26.0	7.8	15.5	0.437
XD6010	Hydraulic	10.45	22.25	na	11.8	24.0	26.1	2.8	10.9	15.7	1" npt	25.0	26.0	7.8	15.5	0.437
XD6010	Electric	10.45	22.25	na	11.8	24.0	26.1	2.8	10.9	21.6	1" npt	25.0	26.0	7.8	15.5	0.437
XD7010	Pneumatic	12.95	22.25	na	14.3	24.0	26.1	2.8	10.9	22.9	1" npt	25.0	26.0	10.0	10.0	0.437
XD7010	Hydraulic	12.95	22.25	na	14.3	24.0	26.1	2.8	10.9	18.2	1" npt	25.0	26.0	10.0	10.0	0.437
XD7010	Electric	12.95	22.25	na	14.3	24.0	26.1	2.8	10.9	24.1	1" npt	25.0	26.0	10.0	10.0	0.437
XD7015	Pneumatic	12.95	22.25	na	14.3	24.0	26.1	3.6	10.9	23.7	1.5" npt	25.0	26.0	10.0	10.0	0.437
XD7015	Hydraulic	12.95	22.25	na	14.3	24.0	26.1	3.6	10.9	19.0	1.5" npt	25.0	26.0	10.0	10.0	0.437
XD7015	Electric	12.95	22.25	na	14.3	24.0	26.1	3.6	10.9	24.8	1.5" npt	25.0	26.0	10.0	10.0	0.437
XD7020	Pneumatic	12.95	22.25	na	14.3	24.0	26.1	4.0	10.2	24.1	2" npt	25.0	26.0	10.0	10.0	0.437
XD7020	Hydraulic	12.95	22.25	na	14.3	24.0	26.1	4.0	10.2	19.4	2" npt	25.0	26.0	10.0	10.0	0.437
XD7020	Electric	12.95	22.25	na	14.3	24.0	26.1	4.0	10.2	25.2	2" npt	25.0	26.0	10.0	10.0	0.437
XD8010	Pneumatic	20.68	22.25	26.73	22.1	28.5	30.1	2.8	13.4	30.7	1" npt	28.0	30.4	18.0	15.5	0.437
XD8010	Hydraulic	20.68	22.25	26.73	22.1	28.5	30.1	2.8	13.4	26.0	1" npt	28.0	30.4	18.0	15.5	0.437
XD8010	Electric	20.68	22.25	26.73	22.1	28.5	30.1	2.8	13.4	31.8	1" npt	28.0	30.4	18.0	15.5	0.437
XD8015	Pneumatic	20.68	22.25	26.73	22.1	28.5	30.1	3.6	13.4	31.4	1.5" npt	28.0	30.4	18.0	15.5	0.437
XD8015	Hydraulic	20.68	22.25	26.73	22.1	28.5	30.1	3.6	13.4	26.7	1.5" npt	28.0	30.4	18.0	15.5	0.437
XD8015	Electric	20.68	22.25	26.73	22.1	28.5	30.1	3.6	13.4	32.5	1.5" npt	28.0	30.4	18.0	15.5	0.437
XD8020	Pneumatic	20.68	22.25	26.73	22.1	28.5	30.1	4.0	12.7	31.9	2" npt	28.0	30.4	18.0	15.5	0.437
XD8020	Hydraulic	20.68	22.25	26.73	22.1	28.5	30.1	4.0	12.7	27.1	2" npt	28.0	30.4	18.0	15.5	0.437
XD8020	Electric	20.68	22.25	26.73	22.1	28.5	30.1	4.0	12.7	33.0	2" npt	28.0	30.4	18.0	15.5	0.437
		(mm)														
XD6010	Pneumatic	265	565	na	300	610	663	71	277	519	1" npt	635	660	198	394	11
XD6010	Hydraulic	265	565	na	300	610	663	71	277	400	1" npt	635	660	198	394	11
XD6010	Electric	265	565	na	300	610	663	71	277	547	1" npt	635	660	198	394	11
XD7010	Pneumatic	329	565	na	363	610	663	71	277	583	1" npt	635	660	254	254	11
XD7010	Hydraulic	329	565	na	363	610	663	71	277	463	1" npt	635	660	254	254	11
XD7010	Electric	329	565	na	363	610	663	71	277	611	1" npt	635	660	254	254	11
XD7015	Pneumatic	329	565	na	363	610	663	91	277	603	1.5" npt	635	660	254	254	11
XD7015	Hydraulic	329	565	na	363	610	663	91	277	483	1.5" npt	635	660	254	254	11
XD7015	Electric	329	565	na	363	610	663	91	277	631	1.5" npt	635	660	254	254	11
XD7020	Pneumatic	329	565	na	363	610	663	102	259	613	2" npt	635	660	254	254	11
XD7020	Hydraulic	329	565	na	363	610	663	102	259	493	2" npt	635	660	254	254	11
XD7020	Electric	329	565	na	363	610	663	102	259	641	2" npt	635	660	254	254	11
XD8010	Pneumatic	525	565	679	561	724	765	71	340	779	1" npt	711	772	457	394	11
XD8010	Hydraulic	525	565	679	561	724	765	71	340	659	1" npt	711	772	457	394	11
XD8010	Electric	525	565	679	561	724	765	71	340	807	1" npt	711	772	457	394	11
XD8015	Pneumatic	525	565	679	561	724	765	91	340	799	1.5" npt	711	772	457	394	11
XD8015	Hydraulic	525	565	679	561	724	765	91	340	679	1.5" npt	711	772	457	394	11
XD8015	Electric	525	565	679	561	724	765	91	340	827	1.5" npt	711	772	457	394	11
XD8020	Pneumatic	525	565	679	561	724	765	102	323	809	2" npt	711	772	457	394	11
XD8020	Hydraulic	525	565	679	561	724	765	102	323	689	2" npt	711	772	457	394	11
XD8020	Electric	525	565	679	561	724	765	102	323	837	2" npt	711	772	457	394	11

# XD 60™, XD 70™ and XD 80™ Motor Driven Hose Reels

## Hose Reels and Packages

### Hose Reel Ordering Information

### Technical Specifications

Applications		Model numbers by color			Description	Weight lbs (kg)	Pressure psi (bar)	Recommended Hose Capacity Hose Diameter x Length ft (m)			Inlet/Outlet Size npt (f)
		Blue	Yellow	White							
Air/Water/ Anti-Freeze	XD 60	24R419	24R420	24R421	XD6010, Pneumatic Motor	123 (56)	600 (41)	1/2"x100' (30)	3/4"x100' (30)	1"x50" (15)	1 in/1 in
		24R414	24R415	24R416	XD6010, Hydraulic Motor	101 (45)	600 (41)	1/2"x100'(30)	3/4"x100' (30)	1"x50" (15)	
		24R404	24R405	24R406	XD6010, 12 VDC Electric Motor, 1/2 HP	133 (60)	600 (41)	1/2"x100' (30)	3/4"x100' (30)	1"x50" (15)	
		24R407	24R408	24R409	XD6010, 24 VDC Electric Motor, 1/2 HP	133 (60)	600 (41)	1/2"x100' (30)	3/4"x100' (30)	1"x50" (15)	
		24R410	24R412	24R413	XD6010, 115 VAC Electric Motor	133 (60)	600 (41)	1/2"x100' (30)	3/4"x100' (30)	1"x50" (15)	
		24T207	24T208	24T209	XD6010, 230 VAC Electric Motor	133 (60)	600 (41)	1/2"x100' (30)	3/4"x100' (30)	1"x50" (15)	
	XD 70	24R449	24R450	24R451	XD7010, Pneumatic Motor	122 (55)	600 (41)	1"x75' (23)	1"x100' (30)		1 in/1 in
		24R446	24R447	24R448	XD7010, Hydraulic Motor	100 (45)	600 (41)	1"x75' (23)	1"x100' (30)		
		24R437	24R438	24R439	XD7010, 12 VDC Electric Motor, 1/2 HP	132 (60)	600 (41)	1"x75' (23)	1"x100' (30)		
		24R440	24R441	24R442	XD7010, 24 VDC Electric Motor, 1/2 HP	132 (60)	600 (41)	1"x75' (23)	1"x100' (30)		
		24R443	24R444	24R445	XD7010, 115 VAC Electric Motor	132 (60)	600 (41)	1"x75' (23)	1"x100' (50)		
		24T213	24T215	24T216	XD7010, 230 VAC Electric Motor	132 (60)	600 (41)	1"x75' (23)	1"x100' (30)		
	XD 80	24R531	24R532	24R533	XD8010, Pneumatic Motor	164 (74)	600 (41)	1"x150' (46)			1 in/1 in
		24R528	24R529	24R530	XD8010, Hydraulic Motor	142 (64)	600 (41)	1"x150' (46)			
		24R519	24R520	24R521	XD8010, 12 VDC Electric Motor, 1/2 HP	173 (78)	600 (41)	1"x150' (46)			
		24R522	24R523	24R524	XD8010, 24 VDC Electric Motor, 1/2 HP	173 (78)	600 (41)	1"x150' (46)			
		24R525	24R526	24R527	XD8010, 115 VAC Electric Motor	173 (78)	600 (41)	1"x150' (46)			
		24T227	24T228	24T229	XD8010, 230 VAC Electric Motor	173 (78)	600 (41)	1"x150' (46)			
Oil	XD 60	24R434	24R435	24R436	XD6010, Pneumatic Motor	125 (56)	3000 (207)	1/2"x100' (30)	3/4"x100' (30)	1"x50" (15)	1 in/1 in
		24R431	24R432	24R433	XD6010, Hydraulic Motor	103 (47)	3000 (207)	1/2"x100' (30)	3/4"x100' (30)	1"x50" (15)	
		24R422	24R423	24R424	XD6010, 12 VDC Electric Motor, 1/2 HP	134 (61)	3000 (207)	1/2"x100' (30)	3/4"x100' (30)	1"x50" (15)	
		24R425	24R426	24R427	XD6010, 24 VDC Electric Motor, 1/2 HP	134 (61)	3000 (207)	1/2"x100' (30)	3/4"x100' (30)	1"x50" (15)	
		24R428	24R429	24R430	XD6010, 115 VAC Electric Motor	134 (61)	3000 (207)	1/2"x100' (30)	3/4"x100' (30)	1"x50" (15)	
		24T210	24T211	24T212	XD6010, 230 VAC Electric Motor	134 (61)	3000 (207)	1/2"x100' (30)	3/4"x100' (30)	1"x50" (15)	

# XD 60™, XD 70™ and XD 80™ Motor Driven Hose Reels

## Hose Reels and Packages

### Hose Reel Ordering Information

### Technical Specifications

Applications		Model numbers by color			Description	Weight	Pressure psi (bar)	Recommended Hose Capacity Hose Diameter x Length ft (m)			Inlet/Outlet Size npt (f)
		Blue	Yellow	White							
Oil	XD 70	24R464	24R465	24R466	XD7010, Pneumatic Motor	100 (56)	3000 (207)	1"x75' (23)	1"x100' (30)		1 in/1 in
		24R461	24R462	24R463	XD7010, Hydraulic Motor	102 (46)	3000 (207)	1"x75' (23)	1"x100' (30)		
		24R452	24R453	24R454	XD7010, 12 VDC Electric Motor, 1/2 HP	133 (60)	3000 (207)	1"x75' (23)	1"x100' (30)		
		24R455	24R456	24R457	XD7010, 24 VDC Electric Motor, 1/2 HP	133 (60)	3000 (207)	1"x75' (23)	1"x100' (30)		
		24R458	24R459	24R460	XD7010, 115 VAC Electric Motor	133 (60)	3000 (207)	1"x75' (23)	1"x100' (30)		
		24T218	24T219	24T220	XD7010, 230 VAC Electric Motor	133 (60)	3000 (207)	1"x75' (23)	1"x100' (30)		
	XD 80	24R546	24R547	24R548	XD8010, Pneumatic Motor	165 (75)	3000 (207)	1"x150' (46)			1 in/1 in
		24R543	24R544	24R545	XD8010, Hydraulic Motor	143 (65)	3000 (207)	1"x150' (46)			
		24R534	24R535	24R536	XD8010, 12 VDC Electric Motor, 1/2 HP	175 (79)	3000 (207)	1"x150' (46)			
		24R537	24R538	24R539	XD8010, 24 VDC Electric Motor, 1/2 HP	175 (79)	3000 (207)	1"x150' (46)			
		24R540	24R541	24R542	XD8010, 115 VAC Electric Motor	175 (79)	3000 (207)	1"x150' (46)			
		24T230	24T231	24T232	XD8010, 230 VAC Electric Motor	175 (79)	3000 (207)	1"x150' (46)			
Waste Oil Evac.	XD 60	24R419	24R420	24R421	XD6010, Pneumatic Motor	123 (56)	600 (41)	1'x50" (15)			1 in/1 in
		24R414	24R415	24R416	XD6010, Hydraulic Motor	101 (45)	600 (41)	1'x50" (15)			
		24R404	24R405	24R406	XD6010, 12 VDC Electric Motor, 1/2 HP	133 (60)	600 (41)	1'x50" (15)			
		24R407	24R408	24R409	XD6010, 24 VDC Electric Motor, 1/2 HP	133 (60)	600 (41)	1'x50" (15)			
		24R410	24R412	24R413	XD6010, 115 VAC Electric Motor	133 (60)	600 (41)	1'x50" (15)			
		24T207	24T208	24T209	XD6010, 230 VAC Electric Motor	133 (60)	600 (41)	1'x50" (15)			
	XD 70	24R516	24R517	24R518	XD7015, Pneumatic Motor	100 (56)	600 (41)	1.25"x35' (10.5)	1.25"x50' (15)	1.5"x50' (15)	1.5 in/1.5 in
		24R512	24R513	24R515	XD7015, Hydraulic Motor	102 (46)	600 (41)	1.25"x35' (10.5)	1.25"x50' (15)	1.5"x50' (15)	
		24R503	24R504	24R505	XD7015, 12 VDC Electric Motor, 1/2 HP	133 (60)	600 (41)	1.25"x35' (10.5)	1.25"x50' (15)	1.5"x50' (15)	
		24R506	24R507	24R508	XD7015, 24 VDC Electric Motor, 1/2 HP	133 (60)	600 (41)	1.25"x35' (10.5)	1.25"x50' (15)	1.5"x50' (15)	
		24R509	24R510	24R511	XD7015, 115 VAC Electric Motor	133 (60)	600 (41)	1.25"x35' (10.5)	1.25"x50' (15)	1.5"x50' (15)	
		24T221	24T222	24T223	XD7015, 230 VAC Electric Motor	133 (60)	600 (41)	1.25"x35' (10.5)	1.25"x50' (15)	1.5"x50' (15)	

# XD 60™, XD 70™ and XD 80™ Motor Driven Hose Reels

## Hose Reels and Packages

### Hose Reel Ordering Information

### Technical Specifications

Applications		Model numbers by color			Description	Weight	Pressure psi (bar)	Recommended Hose Capacity Hose Diameter x Length ft (m)			Inlet/Outlet Size npt (f)
		Blue	Yellow	White							
Diesel Fuel	XD 60	24R419	24R420	24R421	XD6010, Pneumatic Motor	123 (56)	600 (41)	1/2"x100' (30)	3/4"x100' (30)	1"x50" (15)	1 in/1 in
		24R414	24R415	24R416	XD6010, Hydraulic Motor	101 (45)	600 (41)	1/2"x100' (30)	3/4"x100' (30)	1"x50" (15)	
		24R404	24R405	24R406	XD6010, 12 VDC Electric Motor, 1/2 HP	133 (60)	600 (41)	1/2"x100' (30)	3/4"x100' (30)	1"x50" (15)	
		24R407	24R408	24R409	XD6010, 24 VDC Electric Motor, 1/2 HP	133 (60)	600 (41)	1/2"x100' (30)	3/4"x100' (30)	1"x50" (15)	
		24R410	24R412	24R413	XD6010, 115 VAC Electric Motor	133 (60)	600 (41)	1/2"x100' (30)	3/4"x100' (30)	1"x50" (15)	
		24T207	24T208	24T209	XD6010, 230 VAC Electric Motor	133 (60)	600 (41)	1/2"x100' (30)	3/4"x100' (30)	1"x50" (15)	
	XD 70	24R449	24R450	24R451	XD7010, Pneumatic Motor	122 (55)	600 (41)	1"x75' (23)	1"x100' (30)		1 in/1 in
		24R446	24R447	24R448	XD7010, Hydraulic Motor	100 (45)	600 (41)	1"x75' (23)	1"x100' (30)		
		24R437	24R438	24R439	XD7010, 12 VDC Electric Motor, 1/2 HP	132 (60)	600 (41)	1"x75' (23)	1"x100' (30)		
		24R440	24R441	24R442	XD7010, 24 VDC Electric Motor, 1/2 HP	132 (60)	600 (41)	1"x75' (23)	1"x100' (30)		
		24R443	24R444	24R445	XD7010, 115 VAC Electric Motor	132 (60)	600 (41)	1"x75' (23)	1"x100' (30)		
		24T213	24T215	24T216	XD7010, 230 VAC Electric Motor	132 (60)	600 (41)	1"x75' (23)	1"x100' (30)		
	XD 70	24R516	24R517	24R518	XD7015, Pneumatic Motor	100 (56)	600 (41)	1.25"x50' (15)	1.5"x50' (15)	1.5"x65' (20)	1.5 in/1.5 in
		24R512	24R513	24R515	XD7015, Hydraulic Motor	102 (46)	600 (41)	1.25"x50' (15)	1.5"x50' (15)	1.5"x65' (20)	
		24R503	24R504	24R505	XD7015, 12 VDC Electric Motor, 1/2 HP	133 (60)	600 (41)	1.25"x50' (15)	1.5"x50' (15)	1.5"x65' (20)	
		24R506	24R507	24R508	XD7015, 24 VDC Electric Motor, 1/2 HP	133 (60)	600 (41)	1.25"x50' (15)	1.5"x50' (15)	1.5"x65' (20)	
		24R509	24R510	24R511	XD7015, 115 VAC Electric Motor	133 (60)	600 (41)	1.25"x50' (15)	1.5"x50' (15)	1.5"x65' (20)	
		24T221	24T222	24T223	XD7015, 230 VAC Electric Motor	133 (60)	600 (41)	1.25"x50' (15)	1.5"x50' (15)	1.5"x65' (20)	
	XD 70	24T023	24T024	24T025	XD7020, Pneumatic Motor	128 (58)	600 (41)	2"x33' (10)			2 in/2 in
		24T020	24T021	24T022	XD7020, Hydraulic Motor	106 (48)	600 (41)	2"x33' (10)			
		24T011	24T012	24T013	XD7020, 12 VDC Electric Motor, 1/2 HP	137 (62)	600 (41)	2"x33' (10)			
		24T014	24T015	24T016	XD7020, 24 VDC Electric Motor, 1/2 HP	137 (62)	600 (41)	2"x33' (10)			
		24T017	24T018	24T019	XD7020, 115 VAC Electric Motor	137 (62)	600 (41)	2"x33' (10)			
		24T224	24T225	24T226	XD7020, 230 VAC Electric Motor	137 (62)	600 (41)	2"x33' (10)			
	XD 80	24R531	24R532	24R533	XD8010, Pneumatic Motor	164 (74)	600 (41)	1"x150' (46)			1 in/1 in
		24R528	24R529	24R530	XD8010, Hydraulic Motor	142 (64)	600 (41)	1"x150' (46)			
		24R519	24R520	24R521	XD8010, 12 VDC Electric Motor, 1/2 HP	173 (78)	600 (41)	1"x150' (46)			
		24R522	24R523	24R524	XD8010, 24 VDC Electric Motor, 1/2 HP	173 (78)	600 (41)	1"x150' (46)			
		24R525	24R526	24R527	XD8010, 115 VAC Electric Motor	173 (78)	600 (41)	1"x150' (46)			
		24T227	24T228	24T229	XD8010, 230 VAC Electric Motor	173 (78)	600 (41)	1"x150' (46)			



# XD 60™, XD 70™ and XD 80™ Motor Driven Hose Reels

## Hose Reels and Packages

### Hose Reel Ordering Information

### Technical Specifications


Applications		Model numbers by color			Description	Weight	Pressure psi (bar)	Recommended Hose Capacity Hose Diameter x Length ft (m)			Inlet/Outlet Size npt (f)
		Blue	Yellow	White							
Diesel Fuel/ Anti-Freeze	XD 80	24R561	24R562	24R563	XD8015, Pneumatic Motor	165 (75)	600 (41)	1.5"x75' (23)	1.5"x100' (50)		1.5 in/1.5 in
		24R558	24R559	24R560	XD8015, Hydraulic Motor	143 (65)	600 (41)	1.5"x75' (23)	1.5"x100' (50)		
		24R549	24R550	24R551	XD8015, 12 VAC Electric Motor, 1/2 HP	175 (79)	600 (41)	1.5"x75' (23)	1.5"x100' (50)		
		24R552	24R553	24R554	XD8015, 24 VAC Electric Motor, 1/2 HP	175 (79)	600 (41)	1.5"x75' (23)	1.5"x100' (50)		
		24R555	24R556	24R557	XD8015, 115 VAC Electric Motor	175 (79)	600 (41)	1.5"x75' (23)	1.5"x100' (50)		
		24T233	24T234	24T235	XD8015, 230 VAC Electric Motor	175 (79)	600 (41)	1.5"x75' (23)	1.5"x100' (50)		
	XD 80	24R576	24R577	24R578	XD8020, Pneumatic Motor	169 (76)	600 (41)	2"x50' (15)			2 in/2 in
		24R573	24R574	24R575	XD8020, Hydraulic Motor	147 (67)	600 (41)	2"x50' (15)			
		24R564	24R565	24R566	XD8020, 12 VDC Electric Motor, 1/2 HP	179 (81)	600 (41)	2"x50' (15)			
		24R567	24R568	24R569	XD8020, 24 VDC Electric Motor, 1/2 HP	179 (81)	600 (41)	2"x50' (15)			
		24R570	24R571	24R572	XD8020, 115 VAC Electric Motor	179 (81)	600 (41)	2"x50' (15)			
		24T236	24T237	24T238	XD8020, 230 VAC Electric Motor	179 (81)	600 (41)	2"x50' (15)			
Grease- Bulk Transfer	XD 60	24R434	24R435	24R436	XD6010, Pneumatic Motor	125 (75)	3000 (207)	1"x50" (15)			1 in/1 in
		24R431	24R432	24R433	XD6010, Hydraulic Motor	103 (47)	3000 (207)	1"x50" (15)			
		24R422	24R423	24R424	XD6010, 12 VDC Electric Motor, 1/2 HP	134 (61)	3000 (207)	1"x50" (15)			
		24R425	24R426	24R427	XD6010, 24 VDC Electric Motor, 1/2 HP	134 (61)	3000 (207)	1"x50" (15)			
		24R428	24R429	24R430	XD6010, 115 VAC Electric Motor	134 (61)	3000 (207)	1"x50" (15)			
		24T210	24T211	24T212	XD6010, 230 VAC Electric Motor	134 (61)	3000 (207)	1"x50" (15)			

Operating temperature for grease reels is 0° F to 180° F (-18° to 82° C), all others are -40° F to 180° F (-40° to 82° C)

### Modular Component Ordering Information

Reel Frames Only (Pair with Motor Assemblies)											
Air/Water, Diesel Fuel	XD 60	24T104	24T105	24T106	XD6010, Bare Reel, No Motor	87 (39)	600 (41)	1/2"x100' (30)	3/4"x100' (30)	1"x50" (15)	1 in/1 in
	XD 70	24T110	24T111	24T112	XD7010, Bare Reel, No Motor	86 (39)	600 (41)	1"x75' (23)	1"x100' (30)		
	XD 80	24T122	24T123	24T124	XD8010, Bare Reel, No Motor	127 (58)	600 (41)	1"x150' (46)			
Diesel Fuel	XD 70	24T116	24T117	24T118	XD7015, Bare Reel, No Motor	87 (39)	600 (41)	1.25"x50' (15)	1.5"x50' (15)	1.5"x65' (20)	1.5 in/1.5 in
	XD 70	24T119	24T120	24T121	XD7020, Bare Reel, No Motor	91 (41)	600 (41)	2"x33' (10)			2 in/2 in
	XD 80	24T128	24T129	24T130	XD8015, Bare Reel, No Motor	129 (58)	600 (41)	1.5"x75' (23)	1.5"x100' (30)		1.5 in/1.5 in
	XD 80	24T131	24T132	24T133	XD8020, Bare Reel, No Motor	133 (60)	600 (41)	2"x50' (15)			2 in/2 in
Waste Oil Evac	XD 60	24T104	24T105	24T106	XD6010, Bare Reel, No Motor	87 (39)	600 (41)	1"x50" (15)			1 in/1 in
	XD 70	24T116	24T117	24T118	XD7015, Bare Reel, No Motor	87 (39)	600 (41)	1.25"x50' (15)	1.5"x50' (15)		1.5 in/1.5 in
Oil	XD 60	24T107	24T108	24T109	XD6010, Bare Reel, No Motor	88 (40)	3000 (207)	1/2"x100' (30)	3/4"x100' (30)	1"x50" (15)	1 in/1 in
	XD 70	24T113	24T114	24T115	XD7010, Bare Reel, No Motor	87 (39)	3000 (207)	1"x75' (23)	1"x100' (30)		
	XD 80	24T125	24T126	24T127	XD8010, Bare Reel, No Motor	129 (58)	3000 (207)	1"x150' (46)			

Motor Assemblies (Pair with Frame Only Models)	
24T889	115 VAC, 0.40 HP, motor assembly, reversible type. For installing motor to bare XD frame
24T886	12 VDC, 1/2 HP motor assembly, reversible type. For installing motor to bare XD frame
24T910	12 VDC, 2/3 HP motor assembly, reversible type. For installing motor to bare XD frame
24T888	24 VDC, 1/2 HP motor assembly, reversible type. For installing motor to bare XD frame
24T911	24 VDC, 2/3 HP motor assembly, reversible type. For installing motor to bare XD frame
24T891	Hydraulic motor assembly, reversible type. For installing motor to bare XD reel
24T892	Pneumatic motor assembly, reversible type. For installing motor to bare XD reel
24T890	230 VAC, 1/2 HP, motor assembly, reversible type. For installing motor to bare XD frame



# XD 60™, XD 70™ and XD 80™ Motor Driven Hose Reels

## Hose Reels and Packages

### Accessories

Inlet Hose Kits		Pressure psi (bar)	Hose I.D. in (mm)	Length in (mm)	Hose Inlet
24R111	Inlet kit for air/water and oil	1275 (88)	1 (25)	28 (711)	1 in npt(m)
24R112	Inlet kit for waste oil evacuation	250 (17)	1 (25)	28 (711)	1 in npt(m)
24R115	Inlet kit for diesel fuel	250 (17)	1 (25)	28 (711)	1 in npt(m)
24R117	Inlet kit for diesel fuel	150 (10)	1.5 (38)	28 (711)	1.5 in npt(m)
24R118	Inlet kit for diesel fuel	150 (10)	2 (51)	28 (711)	2 in npt(m)

### Ball Stop Kits


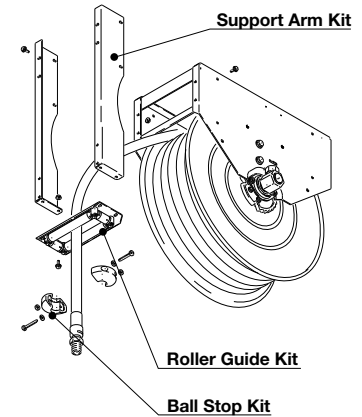
237873	Ball stop kit used for 3/4 in (19.1 mm) hose
237874	Ball stop kit used for 1 in (25.4 mm) hose
24R060	Ball stop kit used for 1.25 in (31.75 mm) hose
24R061	Ball stop kit used for 1.5 in (38.1 mm) hose

### Arm Kits and Hose Guides

24T327	Stainless Steel Hose Guide for XD 60
24T328	Stainless Steel Hose Guide for XD 70
24T329	Stainless Steel Hose Guide for XD 80
24R072	Roller Guide Kit with Bracket for XD 40 and XD 60
24T330	Roller Guide Kit with Bracket for XD 70
24T331	Roller Guide Kit with Bracket for XD 80
24T332	Arm Kit with Stainless Steel Hose Guide for XD 60
24T333	Arm Kit with Stainless Steel Hose Guide for XD 70
24T334	Arm Kit with Stainless Steel Hose Guide for XD 80
24T335	Arm Kit with Roller Guide for XD 60
24T336	Arm Kit with Roller Guide for XD 70
24T337	Arm Kit with Roller Guide for XD 80

### Controls

24T875	Hydraulic control module for electric over hydraulic control of XD 60/70/80 hydraulic powered hose reels, 12 VDC. Three position, four-way valve
24T876	Hydraulic control module for electric over hydraulic control of XD 60/70/80 hydraulic powered hose reels, 24 VDC. Three position, four-way valve
127224	Hydraulic control module for electric over hydraulic control of XD 60/70/80 hydraulic powered hose reels, 12V, includes switch. Three position, four-way valve
127225	Hydraulic control module for electric over hydraulic control of XD 60/70/80 hydraulic powered hose reels, 24V includes switch. Three position, four-way valve
127271	Pneumatic valve to control XD 60/70/80 pneumatic powered hose reels. Two position, three-way valve
127214	Momentary Push-Button On/Off switch with red rubber cap. Use for 12 or 24 VDC
127217	Hazardous location push button On/Off switch. Use for 12 and 24 VDC
127223	Hazardous location push button On/Off switch. Use for 115 and 220 VAC
127218	Hazardous location junction box
127219	12 VDC intermittent duty solenoid recommended for activating rewind on 12 VDC motor
127220	24 VDC intermittent duty solenoid recommended for activating rewind on 24 VDC motor
127221	Manual reset push button circuit breaker, 50 amp rating
127222	Manual reset push button circuit breaker, 25 amp rating



# XD 60™, XD 70™ and XD 80™ Motor Driven Hose Reels

## Hose Reels and Packages

Hoses			Pressure	Hose I.D. in (mm)
Diesel Fuel	24R102	1" x 50 ft (15 m) coupled fuel hose	250 psi (17)	1 (25)
	24R103	1" x 75 ft (23 m) coupled fuel hose	250 psi (17)	1 (25)
	24R106	1" x 100 ft (30 m) coupled fuel hose	250 psi (17)	1 (25)
	24T252	1" x 150 ft (46 m) coupled fuel hose	250 psi (17)	1 (25)
	24R108	1.25" x 35 ft (10.5 m) coupled fuel hose	250 psi (17)	1.25 (31.75)
	24R110	1.25" x 50 ft (15 m) coupled fuel hose	250 psi (17)	1.25 (31.75)
	24R114	1.5" x 50 ft (15 m) coupled fuel hose	150 psi (11)	1.5 (38)
	24T253	1.5" x 100 ft (30 m) coupled fuel hose	150 psi (11)	1.5 (38)
	127167	2" x 33 ft (10 m) coupled fuel hose	150 psi (11)	2 (50.8)
	24T254	2" x 50 ft (15 m) coupled fuel hose	150 psi (11)	2 (50.8)
Air/Water/Anti-Freeze	126359	1/2" x 100 ft (30 m) coupled air/water hose	300 psi (20.6)	1/2 (12.7)
	126360	3/4" x 75 ft (23 m) coupled air/water hose	300 psi (20.6)	3/4 (19)
	126361	3/4" x 100 ft (30 m) coupled air/water hose	300 psi (20.6)	3/4 (19)
	126362	1" x 50 ft (15 m) coupled air/water hose	300 psi (20.6)	1 (25)
	126363	1" x 75 ft (23 m) coupled air/water hose	300 psi (20.6)	1 (25)
	126364	1" x 100 ft (30 m) coupled air/water hose	300 psi (20.6)	1 (25)
Oil	126375	1/2" x 100 ft (30 m) coupled oil hose	2000 psi (138)	1/2 (12.7)
	126376	3/4" x 75 ft (23 m) coupled oil hose	1500 psi (138)	3/4 (19)
	126377	3/4" x 100 ft (30 m) coupled oil hose	1500 psi (103)	3/4 (19)
	126503	1" x 50 ft (15 m) coupled oil hose	1275 psi (88)	1 (25)
	126504	1" x 75 ft (23 m) coupled oil hose	1275 psi (88)	1 (25)
	126505	1" x 100 ft (30 m) coupled oil hose	1275 psi (88)	1 (25)
Waste Oil Evac.	126379	1" x 50 ft (15 m) coupled waste oil evac hose	250 psi (17)	1 (25)
	126688	1.25" x 50 ft (15 m) coupled waste oil evac hose	200 psi (13.8)	1.25 (31.75)
	126380	1.25" x 35 ft (10.5 m) coupled waste oil evac hose	200 psi (13.8)	1.25 (31.75)
	127173	1.5" x 50 ft (15 m) coupled waste oil evac hose	200 psi (13.8)	1 (25)
<b>BSPP/BSPT Conversion Kits</b>				
24T359	BSPP Conversion Kit. To convert a 1" XD 60 or XD 80 reel from NPT to BSPP			
24T361	BSPP Conversion Kit. To convert a 1" XD 70 reel from NPT to BSPP			
24T365	BSPP Conversion Kit. To convert a 1.5" XD 70 from NPT to BSPP			
24T363	BSPP Conversion Kit. To convert a 1.5" XD 80 from NPT to BSPP			
24T360	BSPT Conversion Kit. To convert a 1" XD 60 or XD 80 reel from NPT to BSPT			
24T362	BSPT Conversion Kit. To convert a 1" XD 70 reel from NPT to BSPT			
24T366	BSPT Conversion Kit. To convert a 1.5" XD 70 from NPT to BSPT			
24T364	BSPT Conversion Kit. To convert a 1.5" XD 80 from NPT to BSPT			
24T368	BSPT Conversion Kit. To convert a 2" XD 70 from NPT to BSPT			
24T367	BSPT Conversion Kit. To convert a 2" XD 80 from NPT to BSPT			



# Dispense Consoles

## Multi-Station Consoles and Accessories

### Multi-Station Consoles\*

Six-Station Console	
222629	Includes upper and lower floor plates with roller guides and brackets (1-110236; 5-196471) to hold one water bib and five Graco LDM dispense valves. Console dimensions (without brackets): 27 in high x 54 in long x 12 in wide (68.58 cm high x 139.7 cm long x 25.4 cm wide). Console requires a floor opening of 6 in x 51 in (15.2 cm x 122.4 cm)
Four-Station Console	
223448	Includes upper and lower floor plates, roller guides and brackets (1-110236; 3-196471) to hold one water bib and three Graco LDM dispense valves. Console dimensions (without brackets): 27 in high x 36 in long x 12 in wide (68.58 cm high x 139.7 cm long x 25.4 cm wide). Console requires floor opening of 6 in x 33 in (15.2 cm x 83.8 cm)
Single Add-On Fluid Module	
222645	For adding-on to four- or six-station consoles. Includes add-on module, floor plates with roller guides to fit module and one 196471. Console requires floor opening of 6 in x 8-1/2 in (15.2 cm x 21.6 cm). Add-on fluid module dimensions 27 in high x 9 in long x 10 in wide (68.5 cm high x 22.86 cm long x 25.4 cm wide)

\*Hoses not included

Lubricant Dispense Consoles Accessories	
110236	Water bib bracket
110237	Em6 mounting bracket
110285	Pistol-grip dispense valve bracket
196471	Universal dispense valve bracket for EM5 and PM5
249440	Matrix dispense valve bracket
222641	Console roller repair kit (upper)
218591	Floor plate roller repair kit (lower)
178670	Roller only
234423	End panel replacement comes with 8 screws

### Oil Dispense Bar

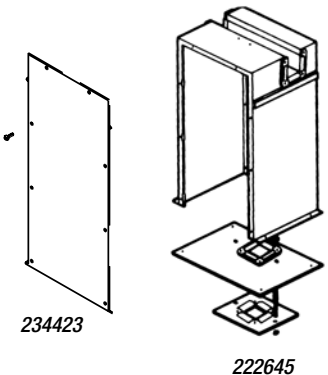
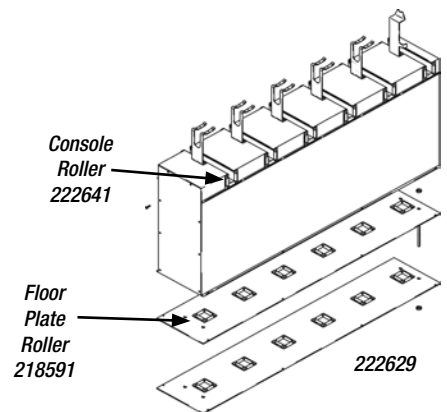
220107	Tough metal cabinet with baked-on enamel finish. Constructed with single-dispense tap and waste pan with plated, perforated metal service area and drain connection. Modular convenient design allows up to 2 oil dispense taps or 3 meters to be added at the time of installation, or later if required. Instruction manual 307742. Maximum working pressure 900 psi (62 bar). 22.6 in H x 13.25 in D x 18.3 in W (57.4 cm H x 33.7 cm D x 46.5 cm W)
Tap Kit	
220112	Add to oil dispense bar to convert into two or three taps, as needed. Kit also includes non-drip dispense valve, manifold and all necessary mounting hardware
Meter Kit	
239706	Any individual tap on the oil dispense bar can be fitted with a fluid meter. Kit includes meter 239824 and all necessary mounting hardware. Maximum working pressure 500 psi (34 bar)
220110	Spigot valve replacement



222629



220107



# LD Series Electronic Meters

## Dispense Meters and Control Valves

### Features and Benefits

- Manual and Preset Dispense
- Dispenses in gallons, quarts, pints and liters
- Easy to read LCD display with durable switches for long life
- Rugged engineered material for superior impact resistance and long life
- Ergonomically-designed handle for optimum comfort
- Standard rigid extension kit and automatic thermal compensating nozzle
- Optional extensions available

### Typical Applications

- Metered oil dispense
- Automotive dealerships
- Heavy-duty dealerships
- Fast lube centers
- Fleet service facilities
- Service shops
- For indoor use only
- In-plant

### Typical Fluids Handled

- Petroleum- and synthetic-based oils
- Anti-freeze

### Technical Specifications

Flow Range <sup>(1)</sup>	0.1 - 5 gpm (0.4 - 19 lpm)
Maximum Working Pressure	1000 psi (69 bar)
Units of measure	Quarts, pints, gallons, liters (factory set to quarts)
Weight	3 lb (1.36 kg)
Inlet	1/2 in npt
Outlet	1/2 in npt
Operating Temperature Range	32 - 120° F (0 - 48.8° C)
Storage Temperature Range	-30 - 120° F (-34.4 - 48.8° C)
Battery	9 volt alkaline
Battery Life	one year
Wetted Parts	sst, nitrile rubber, zinc, cs, lcp
Meter Pressure Loss <sup>(1)</sup>	90 psi (6.2 bar) @ 5 gpm (19 lpm)
Accuracy <sup>(2)</sup>	±0.5%
Dimensions (without extension)	11 in L x 3.25 in W x 3.25 H (28 cm L x 8.3 cm W x 8.3 cm H)
Maximum Totalizer	999,999 gallons or liters
Maximum Recorded Dispense	999.9 Units (LDP5 only)
Warranty	Two Years
Instruction Manual	312668

(1) Tested in 10W oil at 70°F. Flow rates vary with fluid pressure, temperature, viscosity, inlet fitting and nozzle type.

(2) @ 2.5 gpm (9.5 lpm) @ 70° F (21° C) with 10 wt. oil and 1 gal (3.8 l) dispensed.

May require re-calibration. Out-of-box accuracy ±1.25%. Not recommended for in-line installation.

### Ordering Information

LDM5 Manual Dispense Meters	
255751	1/2 in npt(f) swivel, flexible extension and automatic nozzle for oil and anti-freeze
256215	1/2 in npt(f) swivel, rigid extension, trigger guard/boot and automatic nozzle for oil and anti-freeze
258693	1/2 in npt(f) swivel, flexible extension, trigger guard/boot and automatic nozzle for oil and anti-freeze
LDP5 Preset Dispense Meters	
255277	1/2 in npt(f) swivel, flexible extension and automatic nozzle for oil and anti-freeze
256216	1/2 in npt(f) swivel, rigid extension, trigger guard/boot and automatic nozzle for oil and anti-freeze
258694	1/2 in npt(f) swivel, flexible extension, trigger guard/boot and automatic nozzle for oil and anti-freeze



# SD Series Electronic Meters

## Dispense Meters and Control Valves

### Features and Benefits

- Fluid inlet options (1/2 in and 3/4 in npt) meets standard and high-flow requirements
- Large LCD display and simple operator controls
- Locking trigger (LDP5/LDP15 models) and durable cast guard prevents accidental triggering
- Flush-mount nozzle valve design prevents leaks and contamination

### Typical Applications

- Automotive dealerships
- Heavy-duty dealerships
- Fast lube centers
- Lube trucks
- Fleet service facilities
- Service shops
- In-plant
- Mining

### Typical Fluids Handled

- Petroleum- and synthetic-based oils
- Anti-freeze

### Technical Specifications

Flow Range <sup>(1)</sup>	0.1–14 gpm (0.4 - 53 lpm)
Maximum Working Pressure	1500 psi (103.4 bar)
Weight	5 lbs (2.3 kg)
Inlet	3/4 in–14 npt or 1/2 in–14 npt
Outlet	3/4 in–16 straight thread O-ring Boss
Maximum Totalizer	999,999 gallons or liters
Maximum Recorded Dispense	999.9 Units
Maximum Pre-Set Volume	999.9 Units
Storage Temperature Range	-40–158° F (-40-70° C)
Operating Temperature Range	4–158° F (-20-70° C)
Battery	4 AA alkaline or 4 AA lithium
Battery Life <sup>(3)</sup>	... Preset Models – six months w/alkaline, manual models – one year w/alkaline 4 AA alkaline/lithium
Wetted Parts	Aluminum, sst, pbt/pc, nitrile rubber, cs
Meter Pressure Loss <sup>(1)</sup>	180 psi (12 bar) @ 14 gpm (53 lpm)
Accuracy <sup>(2)</sup>	+/- 0.5%
Dimensions (without extension)	13 in L x 3.75 in W x 5.75 in H, (33cm x 9.5cm x 14.6cm)
Warranty	Five years overall, three years electronics
Instruction Manual	312865

<sup>(1)</sup> Tested in 10W oil at 70° F. Flow rates vary with fluid pressure, temperature, viscosity, inlet and nozzle type.

<sup>(2)</sup> At 2.5 gpm (9.5 lpm) @ 70° F (21° C) with 10 wt. oil and 1 gal (3.8 l) dispensed. May require re-calibration. Out-of-box accuracy ±1.25%.

<sup>(3)</sup> Average shop use with alkaline batteries (included); 30-35% longer life with lithium AA.

### Ordering Information

SDM5 MANUAL DISPENSE ELECTRONIC METER, 5 GPM OR LESS	
255350	1/2 in npt(f) swivel, rigid extension with standard automatic non-drip quick-close nozzle for oil
255348	1/2 in npt(f) swivel, flexible extension with standard automatic non-drip quick-close nozzle for oil
255349	1/2 in npt(f) swivel, extension with standard quick-close nozzle for gear lube
255802	1/2 in npt(f) swivel, rigid extension with standard quick-close nozzle for anti-freeze
255803	1/2 in npt(f) swivel, flexible extension with standard quick-close nozzle for anti-freeze
SDM15 MANUAL DISPENSE ELECTRONIC METER, 14 GPM OR LESS	
256836	1/2 in npt(f) swivel, rigid extension with high flow, quick-close nozzle for oil and anti-freeze
256837	1/2 in npt(f) swivel, flexible extension with high flow, quick-close nozzle for oil and anti-freeze
255800	3/4 in npt(f) swivel, rigid extension with high flow, quick-close nozzle for oil and anti-freeze
255801	3/4 in npt(f) swivel, flexible extension with high flow, quick-close nozzle for oil and anti-freeze
SDP5 PRESET DISPENSE ELECTRONIC METER, 5 GPM OR LESS	
255200	1/2 in npt(f) swivel, rigid extension with standard automatic non-drip quick-close nozzle for oil
255351	1/2 in npt(f) swivel, flexible extension with standard automatic non-drip quick-close nozzle for oil
255352	1/2 in npt(f) swivel, extension with standard quick-close nozzle for gear lube
255355	1/2 in npt(f) swivel, rigid extension with standard quick-close nozzle for anti-freeze
255356	1/2 in npt(f) swivel, flexible extension with standard quick-close nozzle for anti-freeze
SDP15 PRESET DISPENSE ELECTRONIC METER, 14 GPM OR LESS	
256838	1/2 in npt(f) swivel, rigid extension with high flow, quick-close nozzle for oil and anti-freeze
256839	1/2 in npt(f) swivel, flexible extension with high flow, quick-close nozzle for oil and anti-freeze
255353	3/4 in npt(f) swivel, rigid extension with high flow, quick-close nozzle for oil and anti-freeze
255354	3/4 in npt(f) swivel, flexible extension with high flow, quick-close nozzle for oil and anti-freeze



# EM6™ Electronic Meter

## Dispense Meters and Control Valves

### Features and Benefits

- Screw-tight nozzle for positive shut off
- Ball bearing swivel for ease of use
- Durable design ideal for use in harsh environments
- Reset capable for periodic dispense history information

### Typical Applications

- Metered oil dispense in demanding environments
- Heavy-duty dealerships
- In-plant
- Service and fast lube centers
- Lube trucks
- Automotive dealerships
- Fleet service facilities
- Mining

### Typical Fluids Handled\*

- Petroleum- and synthetic-based oils
- \* Not recommended for use with anti-freeze or windshield washer fluid

### Technical Specifications

Maximum Operating Pressure.....	1500 psi (105 bar, 10.5.)
Operating Temperature Range.....	-40-180° F (-40-82° C)
Storage Temperature Range.....	-40-140° F (-40-60° C)
Inlet .....	1/2 npt
Outlet.....	1/2 npt
Wetted Parts.....	aluminum, SST, CS, acetal, nitrile rubber, Geolast™
Instruction Manual .....	308642
Accuracy/Repeatability .....	+/- 0.6%

Geolast™ is a registered trademark of Advanced Elastomer Systems.

### Ordering Information

EM6 Electronic Meters	
243599	U.S. measure (rigid extension)
243600	U.S. measure (gear lube extension)
243601	U.S. measure (flexible extension)
243602	Metric measure (rigid extension)
243603	Metric measure (gear lube extension)
243604	Metric measure (flexible extension)
243992	1/2 in (12.7 mm) bare valve (without locking trigger)
Accessories	
235878	U.S. Electronic Control Replacement
235901	Metric Electronic Control Replacement
203655	Twist Lock Nozzle Replacement 1/4 npt(m)
203687	Flex Extension, hose with 203655 tip
201701	Gear Lube Extension with tip
203265	Rigid Extension with tip
Color-coded Impact Guards for Electronic Meters	
Color-code various fluids dispensed to reduce errors, match store colors, or create a customized appearance. For electronic meters only	
191782	Black
191783	Red
191784	Blue



# EM12™ Electronic Meter

## Dispense Meters and Control Valves

### Features and Benefits

- Reset capable for periodic dispense history information and locking trigger for hands-free operation
- High-flow capability provides up to 12 gpm (45 lpm)
- Rugged design withstands demanding environments

### Typical Applications

- Automotive and heavy-duty dealerships
- Service and fast lube centers
- In-plant
- Mining
- Fleet service facilities
- Lube trucks

### Typical Fluids Handled\*

- Petroleum- and synthetic-based oils

\* Not recommended for use with anti-freeze or windshield washer fluid

### Technical Specifications

Maximum Recommended Flow Rate .....	12 gpm (45.4 lpm)
Maximum Operating Pressure.....	1500 psi (105 bar)
Operating Temperature Range.....	-4-130° F (-20-55° C)
Storage Temperature Range.....	-40-140° F (-40-60° C)
Inlet .....	1/2 npt and 3/4 npt
Outlet.....	1/2 npt
Wetted Parts.....	aluminum, SST, CS, acetal, nitrile rubber, Geolast
Instruction Manual .....	308642

### Ordering Information

EM12 Electronic Meters with 3/4 in npt(f) swivel inlet	
238636	U.S. measure, rigid extension
238637	U.S. measure, flexible extension
238638	Metric measure, rigid extension
238639	Metric measure, flexible extension
EM12 Electronic Meters with 1/2 in npt(f) swivel inlet	
238640	U.S. measure, rigid extension
238641	U.S. measure, flexible extension
238642	Metric measure, rigid extension
238643	Metric measure, flexible extension
Bare Valves with Locking Trigger (no meter or extension)	
238647	Inline flow through with 1/2 npt(f) swivel inlet and outlet
238646	Inline flow through 3/4 npt(f) swivel inlet; 1/2 npt(f) outlet
Accessories	
235878	U.S. Electronic control replacement
235901	Metric electronic control replacement
223920	High flow twist lock nozzle, 1/2 npt(f) with 1 in diameter tip
238400	Automatic nozzle 1/2 npt(f) with 1 in diameter tip
185416	Filter 40 mesh stainless steel
Color-coded Impact Guards for Electronic Meters	
For color-coding fluids dispensed to reduce errors, match store colors, or to protect vehicle's finish. For electronic meters only.	
191782	Black
191783	Red
191784	Blue



238641



238647



191782



223920

# In-Line Electronic Meters

## Dispense Meters and Control Valves

### IM5 Low Pressure Meter

- Heavy-duty construction for outdoor use
- Easy-to-use meter dispenses pints, quarts, liters or gallons
- Compatible with windshield wash solvent or anti-freeze

247453



### Typical Applications

- Automotive dealerships
- Fast lube centers
- Service shops
- In-plant

### Typical Fluids Handled

- Petroleum- and synthetic-based oils
- Anti-freeze
- Windshield wash fluid

### IM6 and SDI15 Medium/High Pressure Meters

- Reset capable for periodic dispense history information
- Shock-resistant durable design ideal for rugged environments
- Easy-to-use meter dispenses pints, quarts, liters or gallons



244075

### Typical Applications

- Automotive and large truck dealerships
- Fleet service facilities
- Fast lubes and service shops
- Lube trucks (IM6 only)
- Mining
- In-plant

### Typical Fluids Handled\*

- Petroleum- and synthetic-based oils

\* Not recommended with anti-freeze or windshield wash



239824

### Technical Specifications

	IM5 In-Line Meter	IM6 In-Line Meter	SDI15 In-Line Meter
Flow Range*	0.5 to 5 gpm (1.9 to 19 lpm)	0.12 to 12.0 gpm (0.46 to 45.6 lpm)	0.1 to 14 gpm (0.4 to 53 lpm)
Max. Working Pressure	500 psi (34 bar)	1500 psi (103 bar)	1500 psi (103 bar)
Weight	1.8 lb (0.8 kg)	1.9 lb (0.95 kg)	1.8 lb (0.82 kg)
Units of Measurement	Quarts, pints, gallons, liters (factory-set to quarts)**		
Accuracy	± 0.5%	± 1.0%	± 0.5%
Inlet/Outlet	1/2 npt*	1/2 npt*	1/2 npt*
Operating Temperature Range	-4 - 122° F (-20 - 50° C)	-4° - 130° F (-20° - 55° C)	-4 - 122° F (-20 - 50° C)
Storage Temperature Range	-13 - 122° F (-25 - 50° C)	-40° - 140° F (-40° - 60° C)	-13 - 122° F (-25 - 50° C)
Outdoor	yes	yes	no
Max Totalizer	99,999	19,999	99,999
Max Recorded Dispense	999.99	199.99	999.99
Meter Pressure Loss*	15 psi (1 bar) @ 5 gpm (19 lpm)	120 psi (8.3 bar) @ 6 gpm (23 lpm)	22 psi (1.5 bar) @ 14 gpm (53 lpm)
Battery	9-volt, alkaline	Lithium	2AA alkaline
Wetted Parts	nickel, zinc, zenite, nitrile rubber	aluminum, carbon steel, nitrile rubber, nickel, bronze, SST #304, cast ALNICO 8	aluminum, carbon steel, nitrile rubber, nickel, bronze, SST, Geolast
Instruction Manual	308687	307965	313048

\*Tested with number 10 motor oil. Flow rates vary with fluid pressure and viscosity. \*\* Display shows quantity in 0.01 increments up to 999.99 gallons, quarts, pints, or liters. Totalizes in gallons or liters up to 99,999 units (IM5 only).

### Ordering Information

IM5 In-Line Meter	
239824	IM5 In-Line Meter
IM6 In-Line Electronic Meter	
244075	In-Line Meter (U.S.)
244076	In-Line Meter (Metric)
235878	Replacement Electronics (U.S.)
235901	Replacement Electronics (Metric)
SDI15 In-Line Electronic Meter	
247453	In-Line Meter (U.S.)



# Mechanical Meters

## Dispense Meters and Control Valves

### Features and Benefits

- Balanced, lightweight, rugged construction, and comfortable grip
- Non-resettable totalizing register helps manage material usage
- Handles a variety of petroleum- and synthetic-based oils and anti-freeze
- Ideal for indoor and outdoor use

### Typical Applications

- Automotive dealerships
- Heavy-duty dealerships
- Fast lube centers
- Fleet service facilities
- In-plant
- Lube trucks
- Mining

### Typical Fluids Handled

- Petroleum- and synthetic-based oils

### Technical Specifications

Maximum Flow*	4 gpm (15.1 lpm)
Minimum Flow*	0.4 gpm (1.5 lpm)
Maximum Operating Pressure	1000 psi (68.9 bar)
Operating Temperature Range	-40-140° F (-40-60° C)
Accuracy	± 0.65%
Weight	6.0 lb (2.7 kg)
Inlet and outlet connections	1/2 npt(f)

*For use with petroleum-based fluids only.*

*\*Tested with Mobil® DTE-25 motor oil. Minimum/maximum flow rates will vary with fluid viscosity.*

### Ordering Information

Manual Meters	
256556	16 Quart Meter with flexible extension and twist lock nozzle
253601	10 Liter Meter with flexible extension and twist lock nozzle
256786	16 Quart Meter with rigid extension and twist lock nozzle
256788	10 Liter Meter with rigid extension and twist lock nozzle
256787	16 Quart Meter with gear lube extension and automatic nozzle
256789	10 Liter Meter with gear lube extension and automatic nozzle
Preset Meters	
207738	60 Quart Meter valve with rigid extension and automatic nozzle
207739	60 Gallon Meter valve with rigid extension and automatic nozzle
207742	60 Liter Meter valve with rigid extension and automatic nozzle
Nozzles	
255459	Quick-close nozzle only for oil
255460	Quick-close nozzle only for anti-freeze
255470	Quick-close nozzle only for gear lube



256556



256787



256786



207738



# Accessories

## Dispense Meters and Control Valves

### LDM and LDP Accessories

Nozzle Extension Kits	
255861	Automatic nozzle with flexible extension for oil and anti-freeze*
239949	Automatic thermal compensating nozzle with rigid extension for oil and anti-freeze
239951	Automatic thermal compensating nozzle with flexible extension for oil and anti-freeze
239950	Automatic thermal compensating nozzle with rigid extension for gear lube
239829	Automatic thermal compensating nozzle for oil and anti-freeze without extension
238371	Automatic thermal compensating gear lube nozzle without extension

\*Economical extension used on model 255751

Additional LDM5 Accessories	
240416	Inlet Swivel
114017	Inlet Filter, 80 mesh
196471	Valve Bracket for Dispense Console
240453	Valve Repair Kit

Swivel Covers		Protective Boots with Trigger Guard	
191294*	Black	247759*	Black
191287	Red	243835	Red
191288	Blue	243836	Blue
191289	Green	243837	Green
191295	Yellow	247760	Yellow

\*Included on meter 256215, 256216, 258693 and 258694

### SDM and SDP Accessories

Nozzle Extension Replacement Kits For SD Series Meters	
255852	Automatic non-drip quick-close nozzle with rigid extension for oil
255853	Automatic non-drip quick-close nozzle with flexible extension for oil
255854	Non-drip quick-close nozzle with rigid extension for gear lube
255855	Non-drip quick-close nozzle with rigid extension for anti-freeze
255856	Non-drip quick-close nozzle with flexible extension for anti-freeze
255459	Automatic non-drip quick-close nozzle only for oil
255460	Quick-close nozzle only for anti-freeze
255470	Quick-close nozzle only for gear oil
255857	Non-drip quick-close high-flow nozzle with rigid extension for oil and anti-freeze
255858	Non-drip quick-close high-flow nozzle with flexible extension for oil and anti-freeze
255461	Quick-close high-flow nozzle only for oil and anti-freeze

Swivel Covers	
15T366	Black swivel cover (standard color with meter)
15T367	Red swivel cover
15T368	Blue swivel cover
15T369	Green swivel cover
15T370	Yellow swivel cover

Filter Kits for SD Series Meters	
255885	Filter kit includes (10) filters/strainers, (10) spacers and (10) O-rings (155332)



255861



239949



239951



239950



247759



191294



255852



255853



255854



255857



15T366

# SDV15 Control Valve

## Dispense Meters and Control Valves

### Features and Benefits

- Moves fluid up to 15 gpm (56.8 lpm) *(15 gpm obtained with high-flow nozzle—purchased separately)*
- Sturdy cast body designed for use in tough environments
- Lock-on trigger
- 1/2 in npt(f) inlet with built-in ball bearing swivel allows for ergonomic operation
- Inlet screen aids in keeping fluids clean

### Typical Applications

- Automotive dealerships
- Heavy-duty dealerships
- Fast lube centers
- Fleet service facilities
- Service shops
- In-plant
- Lube trucks
- Mining

### Typical Fluids Handled

- Motor oils
- Transmission fluid
- Anti-freeze

### Technical Specifications

Maximum Recommended Flow Rate .....	15 gpm (56.8 lpm)
Maximum Operating Pressure.....	1500 psi (103 bar)
Weight .....	0.4 lb (0.18 kg)
Operating Temperature Range.....	-40°–180° F (-40°–82° C)
Inlet .....	1/2 npt
Outlet.....	3/4 in, 16 straight thread O-ring boss
Wetted Parts.....	Aluminum, sst, cs, acetal, nitrile rubber, tpe
Warranty .....	Five years
Instruction Manual .....	312789

1. Tested in 10W oil at 70° F. Flow rates vary with fluid pressure, temperature, viscosity, inlet fitting and nozzle type.

### Ordering Information

SDV15 Control Valves	
247712	1/2 in npt(f) swivel, locking open trigger, rigid extension and standard automatic non-drip quick-close nozzle for oil products
247713	1/2 in npt(f) swivel, locking open trigger, flexible extension and standard automatic non-drip quick-close nozzle for oil products
247714	1/2 in npt(f) swivel locking open trigger, gear lube extension and standard quick-close nozzle
247715	1/2 in npt(f) swivel locking open trigger, rigid extension and standard quick-close nozzle for anti-freeze
247716	1/2 in npt(f) swivel locking open trigger, flexible extension and standard quick-close nozzle for anti-freeze
Bare Valve (no extension)	
247717	1/2 in npt(f) swivel locking open trigger, 3/4 in - 16(f) straight thread O-ring boss outlet, and trigger lock, no extension
Accessories	
256164	Filter kit includes (10) filters/strainers (185416)
255459	Quick-close nozzle only for oil
255460	Quick-close nozzle only for anti-freeze
255470	Quick-close nozzle only for gear lube
255857	Non-drip quick-close high-flow nozzle with rigid extension for oil and anti-freeze
255858	Non-drip quick-close high-flow nozzle with flexible extension for oil and anti-freeze
255461	Quick-close high-flow nozzle only for oil and anti-freeze



# XDV20 Control Valve

## Dispense Meters and Control Valves

### Features and Benefits

- Moves fluid up to 20 gpm (76 lpm)
- Lock-on/lock-off trigger for hands-free operation
- Rugged cast-body design withstands harsh environments
- Built-in ball bearing swivel allows for ergonomic operation
- Inlet screen aids in keeping fluids clean
- Quick close high flow nozzle for high volume dispensing—moves fluids fast!

### Typical Applications

- High-flow, non-metered oil dispense
- Automotive dealerships
- Heavy-duty dealerships
- Fast lube centers
- Fleet service facilities
- In-plant
- Lube trucks
- Mining

### Typical Fluids Handled

- Motor oils
- Transmission fluid
- Anti-freeze

### Technical Specifications

Maximum Recommended Flow Rate .....	20 gpm (76 lpm)
Maximum Operating Pressure .....	1500 psi (105 bar)
Assembly Weight (no meter) .....	0.4 lb (0.18 kg)
Operating Temperature Range .....	-40°–180° F (-40–82° C)
Inlet .....	1/2 npt and 3/4 npt
Outlet .....	7/8-14 straight thread o-ring boss
Wetted Parts .....	aluminum, SST, CS, acetal, nitrile rubber, Geolast
Instruction Manual .....	308642

### Ordering Information

XDV20 Control Valves	
247718	1/2 npt(f) swivel inlet, 1/2 in (12.7 mm); rigid extension, high flow, quick-close nozzle
247721	1/2 npt(f) swivel inlet, 1/2 in (12.7 mm); flexible extension, high flow, quick-close nozzle
247722	3/4 npt(f) swivel inlet, 1/2 in (12.7 mm); rigid extension, high flow, quick-close nozzle
247723	3/4 npt(f) swivel inlet, 1/2 in (12.7 mm); flexible extension, high flow, quick-close nozzle
Bare Valves (no extension)	
247724	Has locking trigger and in-line flow through 1/2 npt(f) swivel inlet; 7/8-14 straight thread O-ring boss outlet
247725	Has locking trigger and in-line flow through 3/4 npt(f) swivel inlet; 7/8-14 straight thread O-ring boss outlet
Accessories	
255793	Quick-close high flow nozzle for oil, ATF and anti-freeze; 7/8-14 straight thread O-ring boss inlet (XDV20 only)
255859	Flex extension with quick-close nozzle (255793) for XDV20
255921	Rigid extension with quick-close nozzle (255793) for XDV20



247722



247724

# Grease Dispense Valves

## Dispense Meters and Control Valves

### Pro Shot™ Non-Metered Grease Valves

- Rugged design for harsh environments
- Pressure-assisted trigger for ease of operation
- Easy top adjustment with locking nut
- Pro-Shot adjustment nut protected by rigid guard

### Typical Applications


- Service shops
- Heavy-duty dealerships
- Fast lube centers
- Automotive dealerships
- In-plant
- Lube trucks
- Mining

### Typical Fluids Handled

- Grease up to NLGI #2

### Ordering Information

Pro-Shot Grease Dispense Valve	
242056	1/4 npt(f) inlet with coupler and extension 200389
242055	1/4 npt(f) inlet without coupler or extension
242058	3/8 npt(f) inlet with coupler and extension 200389
242057	3/8 npt(f) inlet without coupler or extension
224872	Includes 30 in (76.2 cm) whip hose (109148), Z-Swivel (202577) and grease valve (242056)



### Accu-Shot™ Metered Grease Valves

- Accurate grease metering within  $\pm 3\%$
- Easy-to-read LCD display
- Handles pressure up to 5000 psi (345 bar) and flow up to 36 oz/min (1 kg/min)

### Typical Applications

- Lube trucks
- Heavy-duty dealerships
- In-plant
- Fleet service facilities
- Mining

### Typical Fluids Handled

- Grease up to NLGI #2

### Ordering Information

Accu-Shot Electronic Metered Grease Valve	
233807	U.S. Measurement, includes extension and hydraulic coupler
233933	Metric Measurement, includes extension and hydraulic coupler



# Matrix™

## Fluid Management Systems

### Features and Benefits

- Wireless transmission and reception of meter and tank level information make it simple to track your entire facility's activities
- Customize to fit your business—three product platforms (Basic, Professional, and Premier) to fit any size facility
- Multi-level security to protect your assets
- Precise measurement and control of fluids ensures profits and eliminates out of stock issues for critical inventory
- ADP and Reynolds & Reynolds interfaces provide secure, reliable, data transfer between the Matrix database and the dealership management software



Premier software  
256634

### Typical Applications

- Auto dealerships
- Heavy-duty fleet service
- Off-road maintenance shops
- Industrial in-plant lubrication

### Typical Fluids Handled

- Petroleum- and synthetic-based oils
- Anti-freeze



Transceiver  
257464



Matrix Meter  
256282

### Matrix Application Features

Feature	Basic	Professional	Premier
Maximum Number of Transceivers	1	2	8
Maximum Number of Meters	30	100	300
Maximum Number of Tank Monitors	0	12	50
Client PC Networking	0	6	300
Number of users	250	500	1000
Track Dispense by Work Order	X	X	X
Track Dispense by Technician			X
Track Dispense by Vehicle Number			X
Tank Level Email		X	X
Third Party Interface Capable		X	X
ADP® Certified Interface			X
Reynolds® Certified Interface			X

No fluid limitations with any Matrix Platform



Tank Level Monitor  
256285



Pump Air Control  
247436

# Matrix™

## Fluid Management Systems

### Software System Operating Requirements

Matrix software can be configured as a stand-alone PC or networked to multiple PC's. This software is not compatible with Apple® Computers, and is not available for the Apple® Operating system. The PC requirements for the Matrix Server and Matrix Client or shop PC's are noted below.

### Server PC Hardware Requirements

- Windows® XP Professional or Vista® operating system
- Pentium® 4 or better processor
- Processor speed of 3.0 GHz or better
- RAM memory of 1 GB or better
- CD-RW or DVD/RW drive
- Serial port configuration for (1) RS422 and (1) USB connection

### PC Clients

- Windows® XP Professional or Vista® operating system
- Pentium® 4 or better processor with a processor speed of 2.0 GHz or better
- RAM memory of 1 GB or better

### Software Instruction Manuals

Basic	Professional	Premier	ADP	Reynolds & Reynolds
313104	313106	313108	313112	313114

### RF Communication (Meters, Transceivers, Tank Level Monitors, Pump Air Control)

Description	Performance
RF Communication	2.4 GHz Direct Sequence Spread Spectrum
RF Communication Range	Unobstructed: 300 to 500 ft (91 to 152 m); Obstructed: 250 to 300 ft (76 to 91 m)
RF Temperature Range	-40° F to 185° F (-40° C to 85° C)
Approvals	FCC, Industry Canada (IC), C-Tick, CE

### Ordering Information

System Software	
256634	Premier Software CD (includes 3rd party interface)
256635	Professional Software CD
256636	Basic Software CD
256637	Premier Software with ADP Interface
256638	Premier Software with Reynolds & Reynolds Interface
Transceiver and Connection Hardware	
257464	Transceiver with Universal Power Adapter
255731	USB/RS422 Converter
15T999	15 ft USB Cable
15T998	3 ft USB Cable
119572	RS422 Bulk Wire (1000 ft roll)

### Transceiver and Connection Hardware Technical Specifications

Weight . . . . . 1.0 lb (454 grams)  
 Power Supply . . . . . 100 – 240 V, 50/60 Hz to 12 VDC plug-in transformer  
 Instruction Manual . . . . . 313008



257464

# Matrix™

## Fluid Management Systems

### Matrix Meter and Accessories

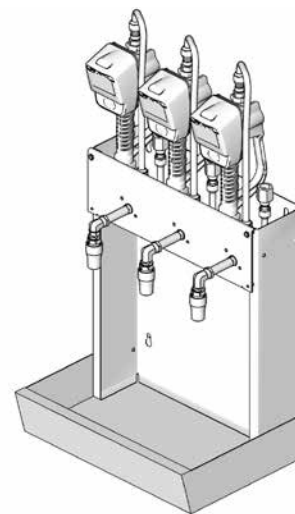
Matrix Electronic Meter with Extension, 5 gpm or Less		
256282	1/2 in npt(f) swivel, rigid extension and standard automatic non-drip quick-close nozzle for oil	
256482	1/2 in npt(f) swivel, flexible extension and standard automatic non-drip quick-close nozzle for oil	
256483	1/2 in npt(f) swivel, gear lube extension and standard quick-close nozzle	
256484	1/2 in npt(f) swivel, rigid extension and standard quick-close nozzle for anti-freeze	
256485	1/2 in npt(f) swivel, flexible extension and standard quick-close nozzle for anti-freeze	
Matrix Electronic Meter with Extension, 14 gpm or Less		
256486	1/2 in npt(f) swivel, rigid extension, high flow, quick-close nozzle for oil	
256487	1/2 in npt(f) swivel, flexible extension, high flow, quick-close nozzle for oil	
256488	3/4 in npt(f) swivel, rigid extension, high flow, quick-close nozzle for oil	
257120	3/4 in npt(f) swivel, flexible extension, high flow, quick-close nozzle for oil	
Swivel Covers		
15T366	Black swivel cover (standard color with meter)	
15T367	Red swivel cover	
15T368	Blue swivel cover	
15T369	Green swivel cover	
15T370	Yellow swivel cover	
Accessories		
15B750	16 gallon and 55 gallon meter mounting bracket	
249440	Console bracket	
257539	Matrix meter for oil bar (swivel and extension removed)	Instruction Manual 313013
256719	Oil bar console—complete cabinet without piping and meters	
255370	Oil bar kit (fittings, nozzles, and piping)	
257556	Retro fit kit—mount Matrix meter in 222107 console	
Filter Kits for Matrix Meters		
255885	Filter kit includes (10) filters/strainers (15M308), (10) spacers (15M309) and (10) O-rings (155332)	

### Technical Specifications

Flow Range <sup>(1)</sup>	0.1 to 14 gpm (0.4 to 53 lpm)
Maximum Working Pressure	1500 psi (103.4 bar)
Operating Fluid Pressure Range	100 – 1500 psi (7–103 bar, 0.7–10.3)
Weight (with battery and rigid nozzle extension)	6.07 lbs (2.75 kg)
Units of Measurement	Programmable in pints, quarts, gallons, or liters
Inlet	3/4 in–14 npt or 1/2 in–14 npt
Outlet	3/4 in–16 straight thread O-ring Boss
Maximum Totalizer	999,999 gallons or liters
Maximum Recorded Dispense	999.9 Units
Maximum Pre-Set Volume	999.9 Units
Battery	4 AA alkaline or 4 AA lithium
Battery Life <sup>(3)</sup>	Preset Models—six months, manual models—one year
Wetted Parts	Aluminum, sst, pbt/pc, nitrile rubber, cs
Fluid Compatibility	Petroleum- and synthetic-based oils and anti-freeze mixtures (not compatible with fuel and windshield washer fluid)
Meter Pressure Loss <sup>(1)</sup>	± 0.5%
Accuracy <sup>(2)</sup>	± 0.5%
Repeatability <sup>(2)</sup>	±0.15 %
Dimension w/o Extension	13 in L x 3.75 in W x 5.75 in H, (33 cm x 9.5 cm x 14.6 cm)
Instruction Manual	313046
1. Tested in 10W oil at 70° F. Flow rates vary with fluid pressure, temperature, viscosity, inlet fitting and nozzle type.	
2. At 2.5 gpm (9.5 lpm) @ 70° F (21° C) with 10 wt. oil and 1 gal (3.8 l) dispensed. May require re-calibration. Out-of-box accuracy ±1.25%.	
3. Average shop use with alkaline batteries (included); 30-35% longer life with lithium AA	



Matrix Meter  
256282



#### Oil Bar

Components ordered separately. For complete unit, order oil bar 256719, kit 255370 (one per meter) and Matrix meters (257539) as needed



# Matrix™

## Fluid Management Systems

### Tank Level Monitor

Choose one TLM for each bulk fluid tank. Tank readings are automatic for used or new oil and anti-freeze products.

Tank Level Monitor	
256285	Tank Level Monitor

### Technical Specifications

Ultrasonic Tank Depth Measurement Range . . . . . 0 – 30 ft. (0-9 m) (Not recommended for use with pressurized tanks)  
 Fluid Level Measurement Accuracy\* . . . . . ± 0.5%  
 Weight . . . . . 2.34lb (1.06 kg)  
 Operating Temperature Range . . . . . -22° F - 122° F (-30° C - 50° C)  
 RF Operating Temperature Range . . . . . -40° F - 185° F (-40° C - 85° C)  
 Storage Temperature Range . . . . . -40° F - 185° F (-40° C - 85° C)  
 Ambient temperature range\*\* . . . . . -22° F - 122° F (-30° C - 50° C)  
 Batteries . . . . . (2) 9 VDC Alkaline only  
 Vertical Tanks . . . . . Maximum volume: 999,999 gallons or liters, maximum height: 30 ft (360 in.)  
 Cylindrical Tanks . . . . . Maximum volume: 999,999 gallons or liters, maximum diameter: 30 ft (360 in.)  
 Approvals . . . . . FCC, Industry Canada (IC), C-Tick, CE  
 Instruction Manual . . . . . 312964

Note: Do NOT use the Matrix Tank Level Monitor with gasoline, diesel fuel, or other flammable liquids, and materials with an auto ignition temperature below 419° F (215° C)

\* The difference in air temperature between the inside and outside of the tank may affect the accuracy of fluid levels

\*\* Display will not function below 32° F (0° C)



**Tank Level Monitor  
256285**

### Pump Air Control

One PAC required for each air pump. For safety and increased security, the PAC is a must have to maximize your fluid management system. Designed to supply air to the pump only when Matrix authorizes the dispense.

Pump Air Control (PAC)	
247436	93 scfm valve

### Technical Specifications

Operating Pressure Range . . . . . 23-145 psi (1.7 - 10 bar)  
 Maximum Air Flow . . . . . 247436 - 93 SCFM (2.6m³/min)  
 Power Supply . . . . . 120-240 VAC line voltage, 24VDC solenoid  
 Output Power . . . . . 10mW - 100mW  
 AMPS . . . . . 1A  
 Frequency . . . . . 50/60 Hz  
 Operating Temperature Range\* . . . . . 32° F - 122° F (0° C - 50° C)  
 Enclosure Type . . . . . NEMA Type 3  
 Weight . . . . . 247436 - 3.4 lbs (1.5 kg)  
 Instruction Manual . . . . . 312417

Note: Do NOT use the Matrix Tank Level Monitor with gasoline, diesel fuel, or other flammable liquids, and materials with an auto ignition temperature below 419° F (215° C).

\* The difference in air temperature between the inside and outside of the tank may affect the accuracy of fluid levels. Display will not function below 32° F (0° C).



**Pump Air Control  
247436**

### Tank Accessories

CleanLine Filter Assemblies	
248421	900 psi tank mount CleanLine filter assembly (includes thermal relief)
248418	900 psi wall mount CleanLine filter assembly (includes thermal relief)
248419	1800 psi tank mount CleanLine filter assembly
248417	1800 psi wall mount CleanLine filter assembly
Replacement Filters	
15D702	900 psi CleanLine screw-on type filter
119278	1800 psi CleanLine filter element

# Horizon™

## Fluid Management Systems

### Features and Benefits

- Allows multiple technicians to dispense simultaneously
- Easily configured and expandable for any facility
- Increases technician productivity
- Password-protected to prevent unauthorized dispensing
- Tracks inventory levels and alerts operators to low inventory conditions to minimize out-of-stock situations

### Typical Applications

- Bulk-dispensing to multiple service bays
- Automotive dealerships
- Heavy-duty dealerships
- Fleet service facilities

### Typical Fluids Handled

- Petroleum- and synthetic-based oils
- Anti-freeze

### Technical Specifications

#### System Specifications

Control Modules on a System (1 Master only, plus 39 Slaves) .....	40 maximum
Keypads on a System (1 keypad per Control Module) .....	40 maximum
Solenoids on a System (40 Control Modules, 6 ports each) .....	240 maximum
Meters on a System (40 Control Modules, 6 ports each) .....	240 maximum
Fluids on a System .....	10 maximum
Dispense Areas (reel banks) .....	99 maximum
Operator Names / PIN Numbers .....	100 maximum
Dispense Records Stored .....	668 maximum
Simultaneous Dispenses (same and/or different fluids) .....	12 maximum
Jobs Waiting in Queue .....	12 maximum
Printer per System OR Attached Computer per System .....	1 maximum
(either must be connected to Master Control Module)	
Accuracy of System .....	±0.6%

#### Control Module Ports

Solenoid Ports (air or fluid) per Control Module .....	6
Pulse Meter Ports per Control Module .....	6
Port for Keypad per Control Module .....	1
Port for Printer or Computer per Master Control Module .....	1

#### Voltage Input

90-120 Volts AC, 50/60 Hz, single phase, 2 amps maximum draw	
208-240 Volts AC, 50/60 Hz, single phase, 1 amp maximum draw	
Operating Temperature Range .....	40 - 140° F (4 - 60° C) ambient
Pre-set or Free-flow Options	

Maximum Preset or Free-Flow Dispense .....	999.9 units
Minimum Preset Dispense .....	0.5 units

#### Units of Measure

Dispense .....	liters, quarts, gallons or pints (configurable for each fluid)
Inventory .....	liters or gallons (dependent upon dispense units chosen)

#### Maximum Cable Lengths

From Keypad to Control Module .....	50 ft (15.3 m)
From Solenoid to Control Module .....	50 ft (15.3 m)
From Pulse Meter to Control Module .....	50 ft (15.3 m)
From Printer/Computer to Master Control Module .....	50 ft (15.3 m)
From one end of the Control Module Network to the other end (daisy-chained) .....	2000 ft (610 m)

#### Reference Data

Instruction Manual .....	308607
--------------------------	--------



# Horizon™

## Fluid Management Systems

### Ordering Information

**Control Module** drives air and fluid solenoids, and counts pulses from meters. On-board memory contains a map of available system resources, and a power supply that supports both 120 and 240 Volt AC operation. Combine one Master Control Module with up to 39 Slave Control Modules per system

238624	Master Control Module (one per system)
238625	Slave Control Module (up to 39 per system)

#### Keypads: Basic, Enhanced and Administrative

113551	Basic Keypad for navigating through the Horizon's menus
113553	Administrative Keypad is needed to set up and make changes to the system parameters
191368	Keypad Wall-Mounting Bracket

**Air Solenoids** open and close the air supply to the fluid pump air motor. Each solenoid can be up to 50 ft (15.3 m) from a Control Module. Up to 6 solenoids (air or fluid) can be connected to each Control Module

215407	For pumps requiring normal air flow (Mini Fire-Ball 225, 3:1 and Fire-Ball 300, 5:1)
512926	For pumps requiring higher air flow (Fire-Ball 425, 6:1 and 3:1)

**Fluid Solenoids** start and stop the fluid dispense cycles. These must be placed at each dispense point for each fluid being dispensed. Each fluid solenoid can be up to 50 ft (15.3 m) from a control module. Up to 6 solenoids (either air or fluid) can be connected to each control module. The low-flow model is available in a kit with a ready light which alerts the operator when the job is ready to dispense

215487	Low-flow: supports 3 gpm (11.4 lpm)
512927	Higher-flow: supports up to 6 gpm (22.7 lpm)
514150	Anti-Freeze Solenoid
218588	Low-flow Solenoid with Ready Light Kit
238996	Ready Light Kit (only; less the solenoid)

**Pulse Meters** measure fluid flow to dispense points and send a train of pulses back to the Control Modules which are counted to determine how much fluid has been dispensed. If there are multiple meters for a single fluid, check valves (111620) should be placed in series with each meter to prevent "cross talk" and oscillations. Pulse Meters can be used for either U.S. or metric units

238618	For oils, gear lube, automatic transmission fluid
215474	For anti-freeze
111620	Check Valve, 1/2 in

#### Thermal Relief Kits

235998	600 psi (41 bar)
102527	Thermal Relief Valve, 900 psi (62 bar)
237893	900 psi (62 bar)
240429	1600 psi (110 bar)

**System Printer** prints job tickets after each dispense is complete, plus has save function for later analysis

113774	Printer
514037	Printer paper, 1 roll

#### Keypad or Printer Cables

191393	25 ft (7.6 m) cable with connectors
191394	Cable with connectors. 50 ft (15.3 m)

#### Control Module Network

113559	500 ft (152.5 m) bulk cable
113560	1000 ft (305 m) bulk cable

#### Pulse Meter Cable

113555	Length: 500 ft (152.5 m)
113556	Length: 1000 ft (305 m)

#### Solenoids Cable

113557	Length: 500 ft (152.5 m)
113558	Length: 1000 ft (305 m)

#### Computer Cable with Connectors

192873	Computer I/O 25 ft (7.6 m)
192874	Computer I/O 50 ft (15.3 m)




238624



113553



113551



215487

215407



113774



238618

# Fluid Commander™

## Fluid Management Systems

### Features and Benefits

- Provides increased accuracy over mechanical counters
- PIN code prevents unauthorized dispensing
- Dispense totals tracked by location
- Easy to read display
- Accurate controlled dispense with parts room authorization

### Typical Applications

- Parts room authorized dispensing for inventory control
- Automotive dealerships
- Heavy-duty dealerships
- Fleet service facilities

### Typical Fluids Handled

- Petroleum- and synthetic-based oils
- Anti-freeze

### Easy to Use

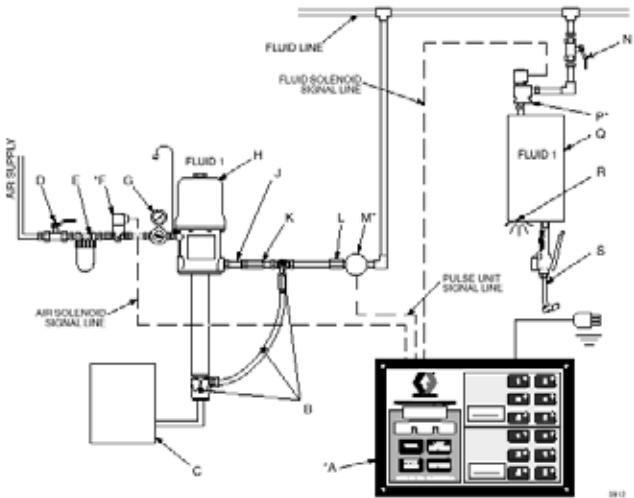
1. Service technician enters the service bay number, type of product, and amount to be dispensed, then activates the dispense button.
2. A “ready” light (located on the hose reel or dispense bar of the target service bay) signals when dispensing can begin.
3. As fluid is dispensed, the Fluid Commander tallies the amount dispensed and shuts-off when the pre-set amount is reached. No further dispensing takes place until new dispensing data is entered.

### Technical Specifications

Maximum Number of Fluids.....	1 or 2
Dispense Stations/Bays.....	6 or 12
Air Solenoids Required.....	1 (per pump)
Fluid Solenoids Required.....	1 (per fluid dispense station)
Electrical Requirements.....	120 V, 60 Hz, .25 amps
Weight.....	4 lb, 5 oz. (8.0 kg)
Wiring Requirements.....	90V; 2-wire
Distance/Gauge.....200 ft (61 m) = 18 gauge, 201 to 500 ft (61 m to 152 m) = 16 gauge, 501 ft (152 m) or more = 14 gauge	
Instruction Manual.....	308238



### Typical Fluid Commander System Layout



#### KEY

- A. Control\*
- B. Pressure Relief Kit, 237893, 1–1/2 npt (m x f)
- C. Supply Tank
- D. Air Shutoff Valve, bleed-type
- E. Air Filter
- F. Air Solenoid Valve\*, 215407
- G. Air Regulator, 202156
- H. Pump
- J. Flexible Hose, 3–6 ft (0.9–1.8 m) long
- K. Check Valve\*, 111620 (required)
- L. Fluid Filter, 223179
- M. Pulse Meter\*, 236763 or 236764
- N. Fluid Shutoff Valve, 108458, 1/2"
- P. Fluid Solenoid Valve\*, 215487
- Q. Hose Reel
- R. Ready Light, 238996
- S. Dispense Valve

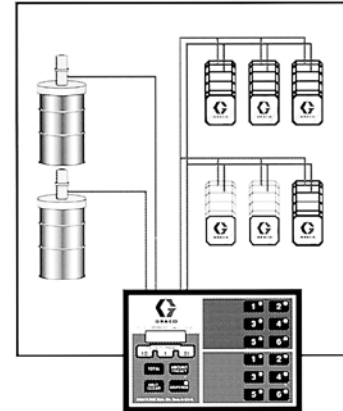
\* These parts are included with Model 232076, 240448, or 241905.

# Fluid Management Systems

## Fluid Commander™

### Ordering Information

Fluid Commander Systems	
232076	U.S. Measure Fluid Commander System for 2 products and 6 stations. Includes: One 2-product/6-station Fluid Commander (235532), oil meter (236763), fluid solenoid valve (215487), air solenoid valve (215407), check valve (111620)
241905	U.S. Measure Fluid Commander System for 1 product and 12 stations. Includes: One 1-product/12-station Fluid Commander (235531), Oil Meter (236763), Fluid Solenoid valve (215487), Air Solenoid valve (215407), check valve (111620).
240448	Metric Measure Fluid Commander System for 2 products and 6 stations. Includes: One 2-product/6-station Fluid Commander (232077), oil meter (236764), Fluid Solenoid valve (215487), Air Solenoid valve (215407), check valve (111620)
Accessories	
111620	Check valve
236763	Electronic Pulse Meter (quarts)
236764	Electronic Pulse Meter (liters)
215474	Mechanical Pulse Meter (quarts)
215745	Mechanical Pulse Meter (liters)
244342	Meter Pulse Converter, used when upgrading old-style modular fluid commander to electronic allows use of 215474/215475 with the EFC. Instruction manual 309276
Air Solenoid Valves	
215407	Air Solenoid Valve, 150 psi (10 bar) (1/2 npsm(f) conduit ports for wiring; 1/4 npt(f) air ports, adapted to 3/8(f) IN, 3/8(m) OUT) operates on 24V DC and 110 VAC. Automatically shuts-off air inlet to pump when pre-set dispensed amount is reached. Materials of construction: brass, SST, Buna
105474	Air Solenoid Valve (bare) 150 psi (10 bar), same as 215407 but without wire connectors or adapters. 1/2 npsm(f) conduit ports for wiring; 1/4 npt(f) air ports. 150 psi (10.3 bar) max. working pressure
Fluid Solenoid Valves	
215487	Fluid Solenoid Valve, 1/2 npt(f) 3000 psi (207 bar) operates on 24V DC. Automatically shuts-off fluid when pre-set dispensed amount is reached. Includes tube, valve, pin connector, wire plug connector and adapter
514150	Fluid Solenoid Valve for anti-freeze, 150 psi max. (10 bar), 1/2 npt(f), same as features as 215487
110025	Bare Fluid Solenoid Valve, 1/2 npt(f) 3000 psi, same features as 215487 above, but without wiring connectors or adapters
Ready-Light Kits	
218588	Ready-Light Kit, signals operator when dispensing can begin. Includes "ready to dispense" Indicator Light (239019), Strainer (240417), Fluid Solenoid Valve (215487) and hardware. Manual 307696
238996	Ready-Light with Junction Box (no solenoid or strainer)
239019	Ready-to-Dispense Indicator Light only
113859	Lamp for Indicator Only
Installation Components	
223179	Fluid Filter Kit (for bare electronic meter)
186472	Wall-Mounting Bracket
108458	Fluid Shut-Off Valve
237893	Thermal Relief Kit for 900 psi (62 bar), relieves excess heat-induced pressure from dispense system. Male and female ends allow for simple installation. Instruction manual 308403
Connecting Cables for Connecting Solenoids and Consoles, 90-volt, 2-wire, 18-gauge	
215481	100 ft (30.5 m) pre-connected at both ends



215407



215487



215481



# Manually Operated Grease Guns

## Grease Guns, Accessories and Fittings

### Ordering Information

Grease Guns	
202600	1/8 npt(f) Power-Shot Booster Gun boosts incoming pressure up to 18,000 psi (1,242 bar). Use with any high-pressure lubricator. Maximum inlet pressure: 5000 psi (345 bar). Includes nozzle (200389). (Hose swivel 202579 must be ordered separately). Instruction Manual: 306271
110218	Standard Lever-Action Grease Gun: Develops up to 6000 psi (400 bar) working pressure and pumps 1.8 oz (51 g) per 40 strokes. Can be loaded via cartridge or bulk fill. Optional loader fitting available. Equipped with rigid extension and hydraulic coupler
110216	Heavy-Duty Lever-Action Grease Gun with high-pressure variable low-volume. Three-way loading: bulk fill, loader fitting or 14 oz cartridge. Pumps 1.24 oz per 40 strokes. Includes air bleeder valve. Equipped with rigid extension and hydraulic coupler (M IL-G-3859). Can develop up to 10,000 psi (690 bar). Comes with 236171, easy fill valve
110203	Pistol-Matic Grease Gun with three-way loading: bulk fill, loader fitting or cartridge. Pumps .72 oz (28.4 g) per 40 strokes. Includes air bleeder valve. Equipped with rigid extension and hydraulic coupler. Can develop up to 3500 psi (241 bar)
203697	1/8 npt(f) Hot-Shot Portable Booster Gun for portable operation without continuous connection to grease supply. Has 4 oz (113 g) grease reservoir in handle capable of servicing up to 100 fittings before needing a refill. Has grease fitting for recharging from either manual or air-powered luber. Single-hand operation squeeze handle develops up to 10,000 psi (690 bar). Includes grease extension and nozzle 200389. Instruction Manual: 306460
110202	Pistol-Matic Grease Gun is the same as 110203 but with 12 in (30.4 cm) flexible rubber hose and hydraulic coupler
112196	1/4 npt Pistol-Style Air-Operated Grease Gun is a spring-primed, single-shot gun. Three-way loading: bulk fill, loader fitting or 14 oz (400 g) cartridge. Air input range of 75 to 100 psi (5 to 7 bar); working pressure of 6000 psi (414 bar). Pumps 1.2 oz (34 g) per 40 pulls at 100 psi (7 bar). Includes standard gun coupler and bleeder valve, 1/8 in-27 NPT rigid extension. (1/4 npt air input connection)
110201	Suction Gun for evacuating and filling fluids into gear housings, differentials, transmissions and related applications. Holds 1 pint (16 oz/473 cc), comes with red clear plastic 12 in (30.4 cm) hose
Z-Swivels	
202579	1/8 npt(m) x 1/4 npt(f) free-ball bearing
202577	1/4 npt(m) x 1/4 npt(f) free-ball bearing use with dispense valve 242055 and 242056
224569	3/8 npt(m) x 3/8 npt(f) free-ball bearing use with dispense valve 242057 and 242058
207948	1/2 npt(m) x 1/2 npt(f) free-ball bearing
Straight Swivels	
204082	1/8 npt(m) x 1/8 npt(f) 8000 psi (550 bar) free-ball bearing
204083	1/4 npt(m) x 1/8 npt(f) 8000 psi (550 bar) free-ball bearing
204084	1/4 npt(m) x 1/4 npt(f) 8000 psi (550 bar) free-ball bearing
214925	3/8 npt(f) x 1/4 npsm(f-union) 5000 psi (345 bar)
214926	3/8 npt(f) x 1/2 npsm(f-union) 5000 psi (345 bar)
207946	3/8 npt(f) x 1/2 npsm(f-union) 5000 psi (345 bar)
207947	1/2 npt(m) x 1/2 npt(f) 6000 psi (414 bar)
360° Swivels	
Swivels and locks into full 360° angle. Use for maximum coupler adaptability and reach	
203597	360° Grease Swivel with tapered-nose coupler (200325)
203198	360° Grease Swivel, 8,000 psi (552 bar) maximum working pressure (without coupler)



# Manually Operated Grease Guns

## Grease Guns, Accessories and Fittings

Grease Nozzles	
200389	Standard nozzle. Includes straight 6 in (15.2 cm), 1/8 npt(m) extension tube (197471) and tapered nose coupler (200325)
204072	Swivel nozzle. Includes straight 6 in (15.2 cm), 1/8 npt(m) extension tube (197471) and tapered nose coupler (200325). Coupler has 360° swivel adapter (203198) for added convenience
204897	Swivel nozzle. Includes straight 12 in (30.4 cm), 1/8 npt(m) extension tube (155836) and tapered nose coupler (200325). Coupler has 360° swivel adapter (203198) for added convenience
204204*	Flexible 12 in (30.4 cm) hose nozzle. 1/8 npt(m) includes tapered-nose coupler (200325)
203504*	Flexible 12 in (30.4 cm) hose nozzle. 1/8 npt(m) includes tapered-nose coupler (200325) and lock sleeve connector (203497) for quick connection to any grease nozzle having tapered-nose coupler
109145	12 in (30.4 cm) hose nozzle without coupler
112255	18 in (45.8 cm) hose nozzle without coupler
109148*	30 in (76.2 cm) hose nozzle without coupler, has 1/8 npt(m) both ends. Use as alternate for rigid nozzle with tapered-nose coupler 200325

\*Warning: potential injection hazard. Not for use above 5000 psi (345 bar).

Grease Couplers	
200325	1/8 npt(f) inlet standard tapered-nose coupler. Hardened jaws grip grease fittings through wide-sealing angle, but release easily. Maximum working pressure 8000 psi (551 bar)
202650	1/8 npt(f) inlet standard straight nose grease coupler for manual operated grease guns only. Maximum working pressure 3000 psi (206 bar)
200020	1/8 npt(f) inlet standard button-head coupler. Gives fast, positive seal on button-head fittings
200021	1/8 npt(f) inlet giant button-head coupler. Gives fast, positive seal on larger button-head fittings

### Adapters have lock-sleeve quick-connector, works with any grease nozzle with a tapered-nose coupler

201881	Hydraulic-to-push adapter. Used for U-joints and low-pressure service
205532	Hydraulic-to-steel needle adapter. Used for flush fittings. 250 psi (17 bar) max, not for air grease applications or guns
205582	Hydraulic-to-nylon needle adapter. Used for removable plugs. 250 psi (17 bar) max, not for air grease applications or guns
223187	90° hydraulic-to-push adapter (K-car). Refer to instruction manual 306708
203497	Lock sleeve connector. 1/8 npt(f) outlet. Allows for quick connection to tapered-nose coupler. Inlet is standard grease fitting with sleeve to lock connector in place
236171	Easy-fill valve. For faster loading of graco hand grease guns with gun loaders. Replaces hydraulic fittings on all grease guns with 1/8 npt(f)
204929	Grease loader valve. For use with lever-operated, high-volume grease pumps. Permits quick bulk-filling of hand-operated grease lever guns equipped with easy-fill valve 236171
205592	Hydraulic adapter assortment package. Contains needle adapter (205568), plug adapter (205554), push adapter (201881), nylon needle adapter (205582), hydraulic-to-steel needle adapter (205532) and whip hose nozzle connector (203504)


## Grease Gun Fittings

1/8 npt Threaded Grease Fittings (steel; ball-check)			
Part No.	Shank	Description	Pressure Rating
100054	9/32	1/8 npt straight	10,000 psi (690 bar)
101277	1-9/32	1/8 npt straight	
100970	9/32	1/8 npt 30° angle	
100834	9/32	1/8 npt 45° angle	
100971	9/32	1/8 npt 65° angle	
100833	9/32	1/8 npt 90° angle	



200020

200021



205532



100970

100833



# Manually Operated Grease Guns

## Grease Guns, Accessories and Fittings

1/4 npt Threaded Grease Fittings (steel; ball-check)			
100848	3/8	1/4 npt 67° angle	10,000 psi (690 bar)
100846	3/16	1/4-28 straight	
100847	13/64	1/4-28 45° angle	
101283	3/16	1/4-28 90° angle	
101281	11/32	1/4-28 straight	
110702	19/64	1/4-28 65° angle	
100835	12/32	1/4-28 straight	
1/4 npt Thread-Forming Grease Fittings (steel; ball-check)			
110703	13/64	1/4-28 straight	10,000 psi (690 bar)
110705	13/64	1/4-28 90° angle	
3/16 npt Thread-Forming Grease Fittings (steel; ball-check)			
110706	3/32	3/16 npt straight	10,000 psi (690 bar)
110709	7/32	3/16 npt 65° angle	
Drive-Type Grease Fittings (steel; no check)			
110713	1/4	3/16 npt straight	
101312	1/4	3/16 npt straight	
110710	1/4	5/16 npt straight	
101287	17/64	1/4 npt straight	
Standard Button-Head Grease Fitting (steel)			
100837	7/16	1/4 npt straight	
101297	33/64	3/8 npt straight	
110711	35/64	1/2 npt straight	
Giant Button-Head Grease Fitting (steel)			
110712	9/16	3/8 npt straight	
100854	1/2	1/4 npt straight	
Grease Accessory Packages			
202654	Convenient Storage Box Contains the following threaded fittings in the quantity listed:		
Shank	Description	Grease Fitting No.	Quantity
9/32	1/8 npt straight	100054	30
9/32	1/8 npt 30° angle	100970	10
9/32	1/8 npt 90° angle	100833	10
3/16	1/4-28 straight	100846	20
13/64	1/4-28 45° angle	100847	10
Easy-Outs			
101604	1/8 npt		
101605	1/4-28 unf		



101287



100834



101297



110712



202654



101605



101604

# Oil King,<sup>™</sup> Coolant King<sup>™</sup> and Oil Ace<sup>™</sup>

## Fluid Reclaim Packages and Accessories

### Oil King and Coolant King

- Large 25 gallon capacity with sight gauge
- Convenient tool trays and filter areas
- Large offset collection pan with screen
- Oversized tires to get over hose and rough floors
- Color specific receiver for easy identification

### Typical Applications

- Used fluid receiver
- Fast lube centers
- Automotive dealerships
- Fleet service facilities
- Heavy-duty dealerships
- Service shops

### Typical Fluids Handled

- Used oil—Oil King
- Used antifreeze—Coolant King

### Ordering Information

Oil King Oil Receiver	
238866	25 gal (95 l) Polyethylene tank with used-filter tray, tool holders and sight gauge. Includes all hardware for topside evacuation or bottom drain*. Instruction manual 308667
Coolant King Anti-Freeze Receiver	
248632	25 gal (95 l) Polyethylene tank with used-filter tray, tool holders and sight gauge. Includes all hardware for topside evacuation or bottom drain*

\* Must use 224873 for topside evacuation. Must ship via truck.

### Oil Ace

- Easy to drain using shop air pressure
- Large 24 gallon capacity
- Large offset collection pan with screen

### Typical Applications

- Pressurized used oil receiver
- Service shops
- Automotive dealerships
- Fast lube centers
- Heavy-duty dealerships
- Fleet service facilities

### Typical Fluids Handled

- Used oil

### Ordering Information

Oil Ace	
119577	24 gal (90 l) Steel-tank Pressurized Oil Drain



248632



238866



119577

# Oil Receivers and Drains

## Fluid Reclaim Packages and Accessories

### Ordering Information

16 gal (60 l) Used-Oil Receiver with drum	
239301	Use with evacuation kit 240832. Instruction manual 306449
16 gal (60 l) Used-Oil Receiver without drum	
239302	Instruction manual 306449
Funnel Kit	
243650	Use with 238866, 239301, 239302 and 248632. Includes tray and pipe
Wall-Mounted Funnel Drain	
154616	Use with Pedestal Receiver 225272 to open automatic check-valve and drain used oil through wall to waste tank. Drain has 1-1/4 npt(f) outlet
Drum-Mounted Funnel Drain	
156789	Use with Pedestal Receiver (225272) to open automatic check-valve and drain used oil into standard drum. Funnel drain has 2 npt bung fitting for use with 55 gal (210 l) or 16 gal (60 l) drums, or 275 gallon (1,100 l) tanks
ATF Drain Funnel	
208009	Use with Pedestal Receiver (225272) to extend funnel reach. Use for draining transmissions. (Not equipped with drain plug.) 16 in x 24 1/2 in
Rolling Used-Oil Receiver	
218969	Specially designed for car and truck fast-lube facilities where speed and mobility are important. Adjustable steel rollers fit track widths of 39 in (99 cm) to 46 inches (117 cm), with a minimum running width of 2-1/2 in (63.5 mm). Front and rear drain fittings allow use of two drains on a single track, permitting two receivers to be drained simultaneously. Instruction manual 307727. Unit includes 30 gal (114 l) steel tank, 1-1/2 npt drain valve (108204), 1-1/2 npt quick coupler (108202) and 1-1/2 npt coupler cap. Dimensions: 24 in (61 cm) wide; 33 in (84 cm) long; 11 in (28 cm) deep; 3 in (7.6 cm) diameter wheels. 1-1/2 in drain hose—see manual provided
Narrow Rolling Used-Oil Receiver	
235346	Same as 218969 above, except track width range is from 34.2 in (87 cm) to 42.2 in (108 cm). 27 gal (102 l) capacity. Instruction manual 307727. See accessories on page 101
Big Hauler™ Truck Drain	
244055	Specially-designed for truck maintenance facilities, the Big Hauler Truck Drain boasts a large capacity and easy maneuverability. Dimensions: 42 in (106.7 cm) long; 30 in (76.2 cm) wide; 9 in (22.9 cm) deep. Capacity: 26 gallons (98 l). Instruction manual 309194. Gravity drain valve at bottom of unit allows for easy drain access. 3/4 in npt outlet can also be used with 224873 for diaphragm evacuation. 240832 can be ordered separately for existing diaphragm pump evacuation systems. Instruction manual 308719



239301



244055



208009



218969

# Oil Evacuation

## Fluid Reclaim Packages and Accessories

### Packages for Used-Oil Evacuation with Air-Operated Diaphragm Pumps

Wall-Mounted Packages	
24E166	Includes: 1050A (1 in) diaphragm pump (647016), wall bracket (24C637), air installation kits (240684), fluid installation kits (240685), drum style adapter kits (240832) <i>NOTE: Used-oil receivers are not included and must be ordered separately. See instruction manual 313597 for more information.</i>
224873	Includes: 716 (3/4 in) diaphragm pump (241906), wall bracket (224835), air installation kits, fluid installation kits (240685), drum style adapter kits (240832) <i>NOTE: Used-oil receivers are not included and must be ordered separately.</i>

### Stationary Gear-Oil Evacuation Systems with 716 or 1050 Diaphragm Pump

System evacuates lube from differential case using suction generated by a diaphragm pump. Nylon tubes ranging in size from 3/16 in OD to 1/2 in OD are included to fit through sight plug to completely drain the case. Evacuated gear lube is then pumped to waste tank. Piping and waste tank not included. Systems are fully-groundable and bondable for safe transfer of used oil

224955	Includes: 716 diaphragm pump (241906), air control kit (110149), mounting kit (224759), swivel union (157785), hose coupler (111474), suction hose/wand** (221146) and control valve** (220969) <i>**Order additional suction hose/wand (221146) and additional control valve (220969) for each additional suction point.</i> <i>Note: Order grounding clamp (222011) or use locally-supplied grounding wires and clamps in accordance with applicable codes.</i>
24E167	Includes: UL-listed 1050A diaphragm pump (647016), air control kit, hose and fitting kit (222149), evacuation, suction hose/wand** (221146) and wall bracket (24C637) <i>**Order additional suction hose/wand 221146 and additional control valve 220969 for each additional suction point.</i> <i>Note: Order grounding clamp 222011 or use locally-supplied grounding wires and clamps in accordance with applicable codes.</i> <i>See instruction manual 313597 for more information.</i>

### Port-Evacuation Pump

223695	Port-Evacuation allows fast, clean withdrawal of gear lube, ATF, anti-freeze, and related fluids. Includes: 716 diaphragm pump (241906), mounting kit with 10 ft (3 m) suction hose (223697) which attaches to wands of four different diameters (suction wand kit, 223696): 1/2 in (12.7 mm); 3/8 in (9.5 mm); 1/4 in (6.4 mm), and 3/16 in (4.7 mm). Instruction manual 308035
--------	--

### Suction Wand Kits

223696	15 in (38.1 cm)
224762	48 in (121.9 cm)

### Used-Oil Handling Accessories

#### 4-Way Evacuation Valve

120581	1" npt (f) 4-way evacuation valve
120601	1.5" npt (f) 4-way evacuation valve

#### Tandem Drain Kit

218970	Tandem drain kit connects two rolling receivers for flow-through draining operation. Kit includes connector hose, shut-off valve, pipe nipple, and quick-connect nipple. Instruction manual 307727
108491	Drain hose kit allows rolling used-oil receiver to be drained directly into the used-oil line. Kit is 24 in (0.6 m) in length with camlock coupler on one end

#### Swing-Arm Drain Kit

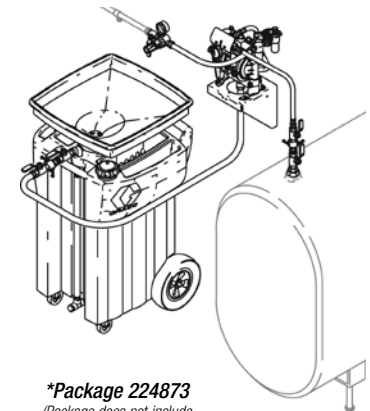
221007	Used for servicing single rolling used-oil receiver (218969). When used with tandem drain kit (218970) it can service two receivers on a single track. Kit includes swivel elbow (108867), connector hose, dust cap (108203) and male adapter (108202)
--------	--

#### Oil Tank Monitor


116229	Shuts off air to the pump when tank is full. Mounted at either end of fast lube service pit, swing-arm drain stores against pit wall and is rotated into position for use
--------	---

#### Accessories for Port-Evac Pump (223695)

223888	6 ft (1.8 m) suction hose for ATF and anti-freeze. Includes filter screen
--------	---



**\*Package 224873**  
(Package does not include 238866 receiver or tank)



223695



120581



218970



116229



223888

# Oil Evacuation

## Fluid Reclaim Packages and Accessories

### Fluid Reclaim Accessories

243167	U-tube for used-oil drain cart evacuation system. 1/2 npt (mbe)
222011	Grounding clamp for all used-oil handling systems includes 25 ft (7.6 m) grounding wire
<b>Fas-Vac Evacuation Systems</b>	
224667*	Fas-vac evacuation system (without drum) basic system includes 716 diaphragm pump and mounting hardware. Instruction manual 308154
224700*	16 gallon (60 l) system includes pump (224667), dolly (224665), wand storage kit (224666), evacuation hose (224669) and 16 gallon (60 l) drum (111468). Instruction manual 308154
224701*	55 gallon (200 l) system (without drum) includes pump (224667), 55 gallon (200 l) drum truck (111470), wand storage kit (224666) and evacuation hose (224702). Instruction manual 308154
187359	4-way valve 1/2 npt(f) ports

\*224759 FLR mounting kit and 110149 FRL must be ordered separately. See instruction manual 308163.



224701

### Hoses, Fittings and Accessories

#### Air Filters

Centrifugal action 1/4, 3/8 and 1/2 npt. (with 20 micron filters); 3/4 npt having 40 micron filters to remove water and foreign particles from air supply

110146	1/4 npt(fbe)	106148	3/8 npt(fbe)
106149	1/2 npt(fbe)	106150	3/4 npt(fbe)

#### Automatic Filter Drain

106151 Float-type drain for automatic emptying of accumulated fluid in a filter assembly. 1/4 npt(m) (does not fit air filter 110146)

#### Air Regulators

Provides precision control of outlet air pressure. Feedback principle provides constant pressure to pump regardless of air demand rate and fluctuations in supply pressure. (Additional fittings required except air regulators with installation kits.)

110318	1/4 npt(fbe)
110147	1/4 npt(fbe) with gauge
110234	3/8 npt(fbe)
109075	3/8 npt(fbe) with gauge
202858	3/8 npt(m) x 1/2 npsm(f) with gauge
104266	1/2 npt(fbe)
244844	1/2 npt(fbe) with gauge
207755	3/4 npt(fbe)
244845	3/4 npt(fbe) with gauge

#### Installation Kits

Installation kits include: shut-off valve, regulators, gauges and fittings as necessary for normal installation

218316	Installation kits for Fast-Flo, Fire-Ball, or Husky 307 and 716 diaphragm pumps
224512	Installation kits for Mini Fire-Ball 225 and Fire-Ball

#### Air Lubricators

Extends pump life and smooths pump movement by applying measured lubricant to all moving parts within the pump air motor. Control knob and sight window allow adjustment of dispensed lubricant

214848	1/2 npt(fbe)
110148	1/4 npt(fbe)
214847	3/8 npt(fbe)
214849	3/4 npt(fbe)



106148



106151



109075



224512



214847

# Accessories

## Hoses and Fittings

### FRL Combination Units

Each includes filter, regulator, pressure gauge, lubricator and connection fittings

110149	1/4 npt (fbe)
110150	3/8 npt (fbe)
217072	1/2 npt (fbe)
217073	3/4 npt (fbe)

### Bleed-type Air Shut-off Valves

Closes air inlet to pump and relieves trapped air pressure down line from valve. Recommended for each pump drop line. Note: Be certain to install correctly: if installed backwards air will constantly escape from the valve

110223	1/4 npt(fbe)
110224	3/8 npt(fbe)
110225	1/2 npt(fbe)
110226	3/4 npt(fbe)
107142	1/2 npt(mxf)
107141	3/4 npt(mxf)

### Air Line Shut-off Valves Ball valve-type air line shut-off valve; non-pressure relieving

208390	1/4 npt(mbe)
208393	3/8 npt(mbe)
208630	1/2 npt(m) x 3/8 npt(f)
109077	3/4 npt(fbe)
118464	1 npt(fbe)

### Quick-Connect Coupler

Permits quick, convenient attachment of air supply hoses

208536	1/4 npt(fbe)
110198	3/8 npt(f)
110199	1/2 npt(f)
110200	3/4 npt(f)

### Quick-Connect Nipple

Allows quick attachment of air supply hoses to pump motor

169970	1/4 npt(m)
169967	1/4 npt(f)
169971	3/8 npt(m)
110196	1/2 npt(m)
110197	3/4 npt(m)

### Air Needle Valve

Controls pump speed by restricting air flow to pump or other air-operated equipment

205090	1/4 npt(f) outlet port; 1/4 npt(m) inlet port
206264	1/8 npt(f) outlet port; 1/4 npt(m) inlet port

### Air Pressure Relief Valve

Prevents pump from operating beyond recommended working pressure by opening at a pre-set maximum air pressure

103347	90 psi (6 bar)
110065	60 psi (4 bar)



110150



106151



110223



107142



208536



169970



205090



110065



# Accessories

## Hoses and Fittings

### Air Pressure Gauge

Allows visual check of air pressure being supplied to the pump. Rated to 200 psi (14 bar)

110319	1/8 npt(m) bottom inlet; black
100960	1/4 npt(m) bottom inlet; black
101180	1/4 npt(m) bottom inlet; chrome

### Air manifold

Supply several pumps from one supply line. Larger port delivery ensures adequate air flow to all pumps

158990	Four outlet ports; 3/8 npt(f)
601950	Three outlet ports; 1/2 npt(f)

### Runaway Valve

Prevents pump damage by automatically closing the air line to stop the pump when a runaway pump condition occurs due to an empty barrel or hose leak

224040	3/4 npt(fbe)
--------	--------------

### Blow Guns

208627	Air Blow Gun, 1/4 npt(f), use with coupler 208536
236211	Safety Blow Gun tip swivels freely and cannot be removed. Tip pressure will not exceed 30 psi (2 bar), adequate for cleaning. Maximum working pressure 150 psi (10 bar). Use with coupler 208536

### Tire Inflators

236205	Heavy-duty Tire Inflator includes 12 in (30 cm) hose with swivel dual-foot chuck and pop-out gauge. Tapered chuck nut fits wheel-cover holes on cars and light trucks. Gauge ranges from 0-120 psi in 2 psi increments. Maximum working pressure 250 psi (18 bar), 1/4 npt(f) inlet
236206	Passenger Car Tire Inflator includes 12 in (30 cm) hose with straight-on chuck and pop-out gauge. Tapered chuck nut fits wheel cover holes on cars and light trucks. Ideal for use on reels. Gauge ranges from 0-90 psi in 2 psi increments. Maximum working pressure 250 psi (18 bar), 1/4 npt(f) inlet
218545	1/4 npt(f) Tire Chuck, durable, full-volume tool for adding/relieving air pressure

### Water Valve

180685	Water/Anti-Freeze Bib is a durable, full-volume dispense nozzle for water, anti-freeze and windshield washer fluid. Nitrile rubber seals with 1/4 npt (f) inlet. Maximum pressure is 100 psi (7 bar)
--------	--

## Heavy-Duty Reinforced Hoses

Heavy-duty reinforced hose for use with grease, oil and undercoating material. Hoses are black, male at both ends. Lubrication hoses listed are grounded for static electrical discharge.

### 1/4 in ID hoses with maximum pressure rating of 5000 psi (345 bar)

Part No.	Length	Fittings
109145	12 in (0.3 m)	1/8 in x 1/8 in (4.8 mm x 4.8 mm) with bend restrictor
109146	15 in (0.4 m)	3/8 in x 3/8 in (9.5 mm x 9.5 mm)
109147	24 in (0.6 m)	3/8 in x 3/8 in (9.5 mm x 9.5 mm)
109148	30 in (0.8 m)	1/8 in x 1/8 in (4.8 mm x 4.8 mm) with bend restrictor
109149	48 in (1.2 m)	1/4 in x 1/4 in (6.4 mm x 6.4 mm)
109150	72 in (1.8 m)	1/4 in x 1/4 in (6.4 mm x 6.4 mm)
109151	12 ft (3.6 m)	1/4 in x 1/4 in (6.4 mm x 6.4 mm)
109152	15 ft (4.6 m)	1/4 in x 1/4 in (6.4 mm x 6.4 mm)
109153	20 ft (6.1 m)	1/4 in x 3/8 in (6.4 mm x 9.5 mm)
109154	25 ft (7.6 m)	1/4 in x 1/4 in (6.4 mm x 6.4 mm)
109156	35 ft (10.6 m)	1/4 in x 3/8 in (6.4 mm x 9.5 mm)
109157	40 ft (12.2 m)	1/4 in x 3/8 in (6.4 mm x 9.5 mm)
109158	50 ft (15.3 m)	1/4 in x 3/8 in (6.4 mm x 9.5 mm)



100960



158990



224040



208627



236211



236206



180685



# Lubrication Hoses

## Hoses and Fittings

3/8 in ID hoses with maximum pressure rating of 4000 psi (276 bar)		
Part No.	Length	Fittings
109160	12 in (0.3 m)	1/4 in x 1/2 in (6.4 mm x 12.7 mm)
109161	24 in (.62 m)	3/8 in x 3/8 in (9.5 mm x 9.5 mm)
109162	48 in (1.2 m)	3/8 in x 3/8 in (9.5 mm x 9.5 mm)
109163	72 in (1.8 m)	3/8 in x 3/8 in (9.5 mm x 9.5 mm)
109165	15 ft (4.6 m)	1/4 in x 1/4 in (6.4 mm x 6.4 mm)
109170	50 ft (15.3 m)	1/4 in x 3/8 in (6.4 mm x 9.5 mm)
109169	40 ft (12.2 m)	1/4 in x 3/8 in (6.4 mm x 9.5 mm)
109170	50 ft (15.3 m)	1/4 in x 3/8 in (6.4 mm x 9.5 mm)

### Lubrication Hoses (Oil)

1/2 in ID hoses with maximum pressure rating of 3000 psi (207 bar)		
Part No.	Length	Fittings
110069	15 in (0.4 m)	1/2 in x 1/2 in (12.7 mm x 12.7 mm)
220598	18 in (0.5 m)	1/2 in x 1/2 in (12.7 mm x 12.7 mm)
220600	54 in (1.4 m)	1/2 in x 1/2 in (12.7 mm x 12.7 mm)
220591	72 in (1.8 m)	1/2 in x 1/2 in (12.7 mm x 12.7 mm)
220590	10 ft (3.1 m)	1/2 in x 1/2 in (12.7 mm x 12.7 mm)
220592	16 ft (4.9 m)	1/2 in x 1/2 in (12.7 mm x 12.7 mm)
220593	20 ft (6.1 m)	1/2 in x 1/2 in (12.7 mm x 12.7 mm)
220608	25 ft (7.6 m)	1/2 in x 1/2 in (12.7 mm x 12.7 mm)
221092	40 ft (12.2 m)	1/2 in x 1/2 in (12.7 mm x 12.7 mm)
221093	50 ft (15.3 m)	1/2 in x 1/2 in (12.7 mm x 12.7 mm)
237861	75 ft (22.9 m)	1/2 in x 3/4 in (12.7 mm x 19.1 mm)
109108	18 in (0.4 m)	3/4 in x 3/4 in (19.1 mm x 19.1 mm)
109105	72 in (1.8 m)	3/4 in x 3/4 in (19.1 mm x 19.1 mm)
111010	10 ft (3.0 m)	3/4 in x 3/4 in (19.1 mm x 19.1 mm)
237865	75 ft (22.9 m)	1/2 in x 1 in (12.7 mm x 25.4 mm)
237866	50 ft (15.2 m)	1/2 in x 1 in (12.7 mm x 25.4 mm)

1 in ID hose rated to maximum pressure of 125 psi (8.7 bar)		
Part No.	Length	Fittings
249058	50 ft (15.2)	1 in x 1 in (25.4 mm x 25.4 mm)

1 in ID hose rated to maximum pressure of 212 psi (14.6 bar)		
Part No.	Length	Fittings
241908	50 ft (15.2 m)	1 in x 1 in (25.4 mm x 25.4 mm)

### Air/Water Hoses

Hoses for air, water, anti-freeze and windshield washer fluid. Hoses are red with male fittings at both ends.

Coiled 1/4 in ID hose with maximum pressure rating of 180 psi (12 bar)		
Part No.	Length	Fittings
205600	50 ft (15.3 m)	1/4 in x 50 ft (6.4 mm x 15.3 m)

# Air/Water Hoses

## Hoses and Fittings

### Fabric-Reinforced 1/4 in ID hoses with maximum pressure rating of 180 psi (12 bar)

Part No.	Length	Fittings
109123	18 in (0.5 m)	1/4 in x 1/4 in (6.4 mm x 6.4 mm)
109124	4 ft (1.2 m)	1/4 in x 1/4 in (6.4 mm x 6.4 mm)
109125	6 ft (1.8 m)	1/4 in x 1/4 in (6.4 mm x 6.4 mm)
109126	10 ft (3.1 m)	1/4 in x 1/4 in (6.4 mm x 6.4 mm)
109127	25 ft (7.6 m)	1/4 in x 1/2 in (6.4 mm x 12.7 mm)
109128	40 ft (12.2 m)	1/4 in x 1/2 in (6.4 mm x 12.7 mm)
218491	40 ft (12.2 m)	3/8 in x 1/4 in (9.5 mm x 6.4 mm)

### 3/8 in ID hoses with maximum pressure rating of 180 psi (12 bar)

Part No.	Length	Fittings
204560	18 in (0.5 m)	3/8 in x 3/8 in (9.5 mm x 9.5 mm)
109130	4 ft (1.2 m)	3/8 in x 3/8 in (9.5 mm x 9.5 mm)
203320	6 ft (1.8 m)	3/8 in x 3/8 in (9.5 mm x 9.5 mm)
109131	10 ft (3.1 m)	3/8 in x 3/8 in (9.5 mm x 9.5 mm)
110326	16 ft (4.9 m)	1/4 in x 3/8 in (6.4 mm x 9.5 mm)
109132	25 ft (7.6 m)	3/8 in x 1/2 in (9.5 mm x 12.7 mm)
109133	30 ft (9.2 m)	3/8 in x 1/2 in (9.5 mm x 12.7 mm)
109134	40 ft (12.2 m)	3/8 in x 1/2 in (9.5 mm x 12.7 mm)
109135	60 ft (18.3 m)	3/8 in x 1/2 in (9.5 mm x 12.7 mm)

### 1/2 in ID hose with maximum pressure rating of 180 psi (12 bar)

Part No.	Length	Fittings
218093	22 in (0.56 m)	1/2 in x 1/2 in (12.7 mm x 12.7 mm)
110046	4 ft (1.2 m)	1/2 in x 1/2 in (12.7 mm x 12.7 mm)
205418	6 ft (1.8 m)	1/2 in x 1/2 in (12.7 mm x 12.7 mm)
214656	10 ft (3.1 m)	1/2 in x 1/2 in (12.7 mm x 12.7 mm)
248312	25 ft (7.6 m)	1/2 in x 1/2 in (12.7 mm x 12.7 mm)
248313	50 ft (15.2 m)	1/2 in x 1/2 in (12.7 mm x 12.7 mm)

### 3/4 in ID hoses with maximum pressure rating of 180 psi (12 bar)

Part No.	Length	Fittings
110047	18 in (0.5 m)	3/4 in x 3/4 in (19.1 mm x 19.1 mm)
110048	4 ft (1.2 m)	3/4 in x 3/4 in (19.1 mm x 19.1 mm)
208610	6 ft (1.8 m)	3/4 in x 3/4 in (19.1 mm x 19.1 mm)
214955	10 ft (3.1 m)	3/4 in x 3/4 in (19.1 mm x 19.1 mm)
208611	25 ft (7.6 m)	3/4 in x 3/4 in (19.1 mm x 19.1 mm)

# Pipe Fittings and Swivels

## Hoses and Fittings

Bushing – reducing, standard and expanding					
Part No.	Thread Size (m x f)	Part No.	Thread Size (m x f)	Part No.	Thread Size (m x f)
100030	1/4 in x 1/8 in	159841	3/8 in x 1/4 in	100206	1/2 in x 1/4 in
100081	1/2 in x 3/4 in	100615	3/4 in x 1/4 in	100505	3/4 in x 3/8 in
100896	3/4 in x 1/2 in	100380	1 in x 1/2 in	158586	1 in x 3/4 in
Pipe Adapters					
Part No.	Thread Size (m x f)	Part No.	Thread Size (m x f)	Part No.	Thread Size (m x f)
150171	1/8 in x 1/8 in	159840	1/8 in x 1/4 in	156580	1/8 in x 3/8 in
150287	1/4 in x 3/8 in	159842	1/4 in x 1/2 in	150286	3/8 in x 3/8 in
156022	3/8 in x 1/2 in	168595	1/2 in x 3/4 in		
Street Elbows					
Part No.	Thread Size (m x f)	Part No.	Thread Size (m x f)	Part No.	Thread Size (m x f)
100840	1/4 in x 1/4 in	155699	3/8 in x 3/8 in	158683	1/2 in x 1/2 in
176393	3/4 in x 3/4 in				
Coupling (standard)					
Part No.	Thread Size	Part No.	Thread Size	Part No.	Thread Size
100451	1/8 in	113093	1/4 in	162024	3/8 in
158581	1/2 in	100385	3/4 in	100474	1 in
Hex Nipple (standard and reducing)					
Part No.	Thread Size	Part No.	Thread Size	Part No.	Thread Size
151519	1/4 in x 1/8 in	156971	1/4 in x 1/4 in	156296	3/8 in x 1/8 in
165198	3/8 in x 1/4 in	156849	3/8 in x 3/8 in	162449	1/2 in x 1/4 in
159239	1/2 in x 3/8 in	158491	1/2 in x 1/2 in	194048	3/4 in x 3/8 in
157191	3/4 in x 1/2 in	175013	3/4 in x 3/4 in	158555	1 in x 3/4 in
Square-Head Plug					
Part No.	Thread Size	Part No.	Thread Size	Part No.	Thread Size
111697	1/4 in	100040	3/8 in	100737	1/2 in
104663	3/4 in				
Straight Swivel Adapter*					
Part No.	Rigid (m) x Swivel (f)	Part No.	Rigid (m) x Swivel (f)	Part No.	Rigid (m) x Swivel (f)
208434	1/8 in x 1/4 in	156823	1/4 in x 1/4 in	157705	1/4 in x 3/8 in
155665	3/8 in x 3/8 in	162505	3/8 in x 1/2 in	156684	1/2 in x 1/2 in
158256	1/2 in x 3/8 in	157785	3/4 in x 3/4 in	202965	1 in x 3/4 in
160022	1 in x 1 in				
90° Swivel Adapter*					
Part No.	Rigid (f) x Swivel (f)	Part No.	Rigid (f) x Swivel (f)	Part No.	Rigid (f) x Swivel (f)
157676	1/4 in x 1/4 in	155677	3/8 in x 3/8 in	159801	3/8 in x 1/2 in
157416	1/2 in x 1/2 in	156589	3/4 in x 3/4 in		
Straight Swivel Adapter*					
Part No.	Rigid (f) x Swivel (f)	Part No.	Rigid (f) x Swivel (f)	Part No.	Rigid (f) x Swivel (f)
155570	1/4 in x 1/4 in	159153	3/8 in x 1/4 in	156173	3/8 in x 3/8 in
155653	1/2 in x 1/4 in	161077	1/2 in x 3/8 in	155865	1/2 in x 1/2 in
156172	3/5 in x 3/4 in	158383	1 in x 1 in		
90° Swivel*					
Part No.	Rigid (M) x Swivel (F)	Part No.	Rigid (M) x Swivel (F)	Part No.	Rigid (M) x Swivel (F)
155541	1/4 in x 1/4 in	155495	3/8 in x 1/4 in	155494	3/8 in x 3/8 in
217430	3/8 in x 1/2 in	161037	1/2 in x 3/8 in	155470	1/2 in x 1/2 in
160327	3/4 in x 3/4 in				
45° Swivel Adapter*					
Part No.	Rigid (M) x Swivel (F)	Part No.	Rigid (M) x Swivel (F)	Part No.	Rigid (M) x Swivel (F)
161889	3/8 in x 3/8 in	105281	3/4 in x 3/4 in		

\*Not a "live" swivel, position is stationary after tightened



# Tube and Fittings

## Hoses and Fittings

### Tube Fittings

Maximum pressure rating of 3000 psi (207 bar) with appropriate tubing wall thickness

#### Tube Union Flow 90° Elbow

Part No.	Tube OD	
101012	5/8 in	-
101376	7/8 in	-

#### Tube Union – Straight

Part No.	Tube OD	
101009	5/8 in	-
101340	7/8 in	-

#### Male Connector

Part No.	Tube OD	Thread
101339	7/8 in	3/4 npt

#### Female Connector – Straight

Part No.	Tube OD	Thread
101008	5/8 in	1/2 npt

#### Tube Tee with Female Branch

Part No.	Tube OD	Thread
101013	5/8 in	5/8 npt

NOTE: Consult your local distributor for additional tube-fitting requirements (ie: high-pressure, low-pressure, etc.) and fitting recommendations: Parker; AeroQuip; Weatherhead; Lenz; Crawford; or Imperial Eastmand.



## Technical Information

Always use a qualified installer and ensure the installer follows the detailed instructions included with every Graco product.

1. Always use new pipe. Make certain that pipes are clean and free of rust and scale.
2. When cutting pipe remove burrs and chips that may damage dispense valves and meters.
3. Always flush the system with oil before attaching dispense valves and meters.

## Air Lines

Main Line	Branch Line	Pump Model
3/4 in or 1 in ID pipe	3/8 in or 1/2 in ID pipe	Fast-Ball; Mini Fire-Ball 225
3/4 in or 1 in ID pipe	1/2 in ID pipe	Fire-Ball

## Fluid Lines

This information applies to typical automotive flow rate service requirements

### Chassis Grease Lubricant Supply Lines (based upon 5000 psi (345 bar) maximum working pressure)

Supply Line Length	Supply Pump	Hydraulic Supply Line Tubing
Up to 50 feet	50:1 Fire-Ball 300, 425	5/8" OD x .109" Wall Tube
50 to 100 feet	50:1 Fire-Ball 300, 425	5/8" OD x .109" Wall Tube
100 to 200 feet	50:1 Fire-Ball 300	N/A
100 to 200 feet	50:1 Fire-Ball 425	N/A
200 feet and up	50:1 Fire-Ball 300, 425	N/A

### Motor Oil, Gear Lube, or ATF Lubricant Supply Lines (based upon 1000 psi maximum working pressure)

Supply Line Length	Supply Pump	Hydraulic Supply Line Tubing
Up to 50 feet	5:1 Fire-Ball 300	5/8" OD x .049" Wall Tube
Up to 50 feet	10:1 Fire-Ball 425	3/4" OD x .049" Wall Tube
50 to 100 feet	5:1 Fire-Ball 300	3/4" OD x .049" Wall Tube
50 to 100 feet	10:1 Fire-Ball 425	1" OD x .049" Wall Tube
100 to 200 feet	5:1 Fire-Ball 300	1" OD x .049" Wall Tube
100 to 200 feet	10:1 Fire-Ball 425	1-1/2" OD x .095" Wall Tube
200 feet and up	5:1 Fire-Ball 300	1-1/2" OD x .095" Wall Tube
200 feet and up	10:1 Fire-Ball 425	1-1/2" OD x .095" Wall Tube

# Petroleum Management Group

## Ordering and Warranty Information

---

This Price List supersedes all previous price lists dated prior to January 2, 2011.

Prices, discount codes, and family codes subject to change without notice.

\$50.00 U.S. net minimum billing, exclusive of application taxes and transportation.

The goods are sold to Distributor EX Works (Incoterms 2000) Graco's premises or the premises of Graco's Supplier. All freight charges, handling, insurance, duty, taxes and other charges are at Distributor's expense, with the following exception: for single orders and/or shipments to USD \$2,500 net value or more, Graco will prepay surface freight charges to the U.S. port of exit or the U.S. freight forwarder of Distributor's choice.

All prices are F.O.B. shipping point.

Returns will not be accepted on configured or low demand products built to special customer order. These orders are subject to a cancellation fee.

Graco strives to ship all orders within 48 hours. If you have need for an emergency shipment and your order is received before 2:30 p.m. Central Time, you may request same day shipment.

Graco Inc. reserves the right to correct any typographical errors in this price list.

Possession of this list does not permit any party to purchase any or all of the items listed herein.

Prices, as shown herein, do not include any sales tax, excise tax, or other similar tax which must be added when, as, and if applicable.

This price list does not list parts that are obsolete or discontinued. Always refer to the most recent lists and instruction forms.

### GEDI® Website

GEDI stands for Graco Extranet for Distributor Information and is for use exclusively by authorized Graco distributors. This online tool features up-to-the-minute list price, net price, order/product information, product availability and shipping information. Access to this portion of the **www.graco.com** website requires your Graco account number and the assignment of a GEDI password.

If you would like to access GEDI, visit **www.graco.com** for easy online instructions.

### Product Orders and Inquiries

- Order entry
- Product availability
- List and net prices
- Literature orders
- Order status
- Shipping charges
- Tracking information
- Same day shipping\*

*\*All orders entered and credit approved by noon qualify for same day shipping*

### Fax Order Line *(orders only please)*

**Toll Free: 800-533-9656**

*(In Minnesota Twin Cities Metro Area, dial 612-378-3590)*

Free-up phone lines. Fax your orders day or night. You will receive a fax conformation of your order, which includes:

- Shipping location
- Graco sales release number
- Total net order entry value
- Line item pricing
- Quantity available by line item
- Part description

### Customer Service and Technical Assistance

**Toll Free: 800-533-9655**

*(In Minnesota Twin Cities Metro Area, dial 612-623-6928)*

- Product information
- Product application questions
- Delivery date changes
- Product availability dates
- Maintenance and repair advice
- Correct order and invoice errors
- Product pre-return authorization (RGA)
- Resolves shipping and traffic questions

### For additional information visit **www.graco.com**

- Product search
- Product photos
- Product listing
- Literature information  
(service manuals, catalogs, etc.)
- Sales rep location
- GEDI access

### EZ Fax\* Document Ordering System

Get the documents you need 24-hours-a-day

- Service Manual
- Data Sheets
- Literature Index

# Petroleum Management Group

## Ordering and Warranty Information

### Standard Graco Warranty

#### 1 Year Warranty Policy

Graco warrants all equipment manufactured by Graco and bearing its name to be free from defects in material and workmanship on the date of sale by an authorized Graco distributor to the original purchaser for use. With the exception of any special, extended, or limited warranty published by Graco, Graco will, for a period of twelve months from the date of sale, repair or replace any part of the equipment determined by Graco to be defective.

This warranty applies only when the equipment is installed, operated and maintained in accordance with Graco's written recommendations. This warranty does not cover, and Graco shall not be liable for general wear and tear, or any malfunction, damage or wear caused by faulty installation, misapplication, abrasion, corrosion, inadequate or improper maintenance, negligence, accident, tampering, or substitution of non-Graco component parts. Nor shall Graco be liable for malfunction, damage or wear caused by the incompatibility of Graco equipment with structures, accessories, equipment or materials not supplied by Graco, or the improper design, manufacture, installation, operation or maintenance of structures, accessories, equipment or materials not supplied by Graco.

This warranty is conditioned upon the prepaid return of the equipment claimed to be defective to an authorized Graco distributor for verification of the claimed defect. If the claimed defect is verified, Graco will repair or replace free of charge any defective parts. The equipment will be returned to the original purchaser transportation prepaid. If inspection of the equipment

does not disclose any defect in material or workmanship, repairs will be made at a reasonable charge, which charges may include the costs of parts, labor, and transportation.

THIS WARRANTY IS EXCLUSIVE, AND IS IN LIEU OF ANY OTHER WARRANTIES, EXPRESS OR IMPLIED, INCLUDING BUT NOT LIMITED TO WARRANTY OF MERCHANTABILITY OR WARRANTY OF FITNESS FOR A PARTICULAR PURPOSE.

Graco's sole obligation and buyer's sole remedy for any breach of warranty shall be as set forth above. The buyer agrees that no other remedy (including, but not limited to, incidental or consequential damages for lost profits, lost sales, injury to person or property, or any other incidental or consequential loss) shall be available. Any action for breach of warranty must be brought within two (2) years of the date of sale.

Graco makes no warranty, and disclaims all implied warranties of merchantability and fitness for a particular purpose in connection with accessories, equipment, materials or components sold but not manufactured by Graco. These items sold, but not manufactured by Graco (such as electric motors, switches, hose, etc.), are subject to the warranty, if any, of their manufacturer. Graco will provide purchaser with reasonable assistance in making any claim for breach of these warranties.

In no event will Graco be liable for indirect, incidental, special or consequential damages resulting from Graco supplying equipment hereunder, or the furnishing, performance, or use of any products or other goods sold hereto, whether due to a breach of contract, breach of warranty, the negligence of Graco, or otherwise.

### Graco Petroleum Management Group Equipment Extended Warranty

Graco warrants all equipment referenced in this document that is manufactured by Graco and bearing its name to be free from defects in material and workmanship on the date of sale to the original purchaser for use. Graco will, for a period as defined in the table below from the date of sale, repair or replace equipment covered by this warranty and determined by Graco to be defective. This warranty applies only when the equipment is installed, operated and maintained in accordance with Graco's written recommendations.

	5 Year Warranty	7 Year Warranty	10 Year Warranty
Oil/Grease Pumps and Packages	LD Pumps	Mini-Fireball 225	Fireball 425
	Fastball / Fast-Flo	Fireball 300	NXT Pumps
	AODD		
Electronic Meters and Valves LD Meter Electronics (2 years) All other meter series electronics (3 years)	LD Meters	Matrix Meters	
		SD Electronic Meters	
		EM6/EM12 Electronic Meters	
		IM5/IM6 Electronic Meters	
		SDI15 Electronic Meters	
		SDV15 Valve	
Hose Reels and Packages All reel series wear parts, including but not limited to: hose, swivel seats, roller guides (12 months). All bare hose reels, all components (12 months).	LD Series Reels and Packages	SD Series Reels and Packages	
		XD Series Reels and Packages	
Accessories	Oil King		
	Coolant King		
	Oil Ace		

Equipment or components not identified are not covered by this warranty. Complete part number list available by request.

# Index

Part No.	Page No.	Part No.	Page No.	Part No.	Page No.	Part No.	Page No.
15B750	92	24D592	24	24F901	12, 28, 36	24H965	11
15C502	13, 18, 21	24D593	24	24F902	28, 35, 36	24H967	11
15D702	93	24D594	23	24F903	28, 35	24HJ495	11
15M308	92	24D595	24	24F904	12, 28	24J030	28
15M309	92	24D596	23	24F905	12, 28	24J036	28
15T366	86, 92	24D597	23	24F906	12, 28	24J042	28
15T367	86, 92	24D598	24	24F910	10, 11, 12	24J048	28
15T368	86, 92	24D599	24	24F914	10, 11, 12	24J054	28
15T369	86, 92	24D600	23	24F915	10, 11, 12, 28	24J060	28
15T370	86, 92	24D601	24	24F918	8, 9, 12	24J066	28
15T998	91	24D602	23	24F920	10, 11, 12	24J495	10, 11
15T999	91	24D603	23	24F930	10, 11, 12	24J501	28
15Y478	67	24D604	24	24F931	10, 11, 12	24J733	10
16F886	12	24D605	24	24F932	10, 11, 12	24J734	10
16N883	59	24D606	23	24F935	10, 11, 12	24J735	11
16P999	59	24D607	23	24F947	48	24J736	11
23F914	11	24D608	24	24G576	8, 10	24J776	10
24A217	59, 63	24D989	63	24G579	8, 10	24J777	11
24A218	63	24D990	63	24G582	8, 10	24K285	12
24A219	66	24D991	63	24G585	8, 10	24K777	10
24A220	63, 66	24D992	63	24G588	9, 11	24K796	11
24A221	66	24D993	63	24G591	9, 11	24K797	10
24A224	63, 66	24D994	63	24G594	9, 11	24K798	11
24A934	58, 63	24D995	63	24G597	9, 11	24K799	10
24A935	58, 63	24D996	63	24G600	27, 28	24K800	11
24A936	63	24D997	63	24G603	27, 28	24K832	10
24A937	63	24D998	63	24G606	27, 28	24K833	11
24A938	63	24D999	63	24G636	48	24K834	10
24A939	63	24E001	63	24G738	49	24K835	11
24A940	59, 63	24E002	63	24G745	48	24K836	10
24A941	59, 63	24E006	41	24G865	61	24K837	11
24A942	59, 63	24E007	41	24G866	61	24K838	10
24A943	59, 63	24E008	41	24H193	59	24K839	11
24A944	59, 63	24E009	41	24H293	48, 49	24K840	10
24A945	63	24E010	41	24H420	10, 11, 12, 28	24K841	11
24A946	63	24E011	41	24H422	12, 28	24K842	10
24A947	63	24E166	103	24H655	60, 61	24K843	11
24A948	63	24E167	103	24H656	60, 61	24K855	42
24A949	63	24F524	49	24H657	60, 61	24K901	42
24A950	59, 63, 66	24F529	48, 49	24H658	60, 61	24K932	42
24A951	63, 66	24F531	48	24H659	60, 61	24K937	42
24B624	42	24F532	48, 49	24H660	60, 61	24M510	58
24B634	42	24F679	48, 49	24H661	60, 61	24M511	58
24B639	42	24F735	61	24H662	10, 11, 60, 61	24M512	58
24B766	42	24F736	61	24H663	28, 60, 61	24M513	58
24C100	63, 66	24F737	61	24H666	10, 11, 12	24M517	58
24C245	67	24F738	61	24H669	10, 11, 12	24M518	58
24C246	67	24F739	61	24H689	10	24M521	57, 58
24C247	67	24F740	61	24H695	10	24M522	58
24C248	67	24F741	61	24H702	10	24M524	58
24C249	67	24F742	61	24H704	10	24M525	58
24C250	67	24F743	61	24H726	10	24M526	58
24C251	67	24F753	61	24H728	10	24M527	58
24C252	67	24F754	61	24H751	10	24M528	58
24C253	67	24F755	61	24H753	10, 11	24M529	58
24C254	67	24F756	61	24H775	10	24M530	58
24C255	67	24F757	61	24H777	10	24M531	58
24C256	67	24F758	61	24H800	10	24M532	58
24C443	60, 61	24F759	61	24H802	10	24M533	58
24C444	60, 61	24F760	61	24H836	11	24M534	58
24C445	60	24F761	61	24H842	11	24M535	58
24C537	60, 61	24F771	61	24H859	10, 11, 12	24M536	58
24C538	10, 11, 60, 61	24F772	61	24H862	28	24M537	58
24C539	60, 61	24F773	61	24H865	10, 11, 12	24M538	58
24C637	42, 52, 103	24F774	61	24H868	11	24N323	66
24C772	10, 11, 61	24F775	61	24H870	11	24N325	66
24C793	61	24F776	61	24H892	11	24N327	66
24D132	63, 66	24F777	61	24H894	11	24N328	63, 66
24D133	63, 66	24F778	61	24H916	11	24N331	66
24D205	42, 52	24F779	61	24H918	11	24N332	66
24D590	23	24F870	48, 49	24H941	11	24N333	66
24D591	23	24F878	48	24H943	11	24N334	66





# Index

Part No.	Page No.	Part No.	Page No.	Part No.	Page No.	Part No.	Page No.
24N335	66	24P465	70	24R427	73, 76	24R538	74
24N336	63, 66	24P466	70	24R428	73, 76	24R539	74
24N337	66	24P467	70	24R429	73, 76	24R540	74
24N339	66	24P468	70	24R430	73, 76	24R541	74
24N340	66	24P469	70	24R431	73, 76	24R542	74
24N341	66	24P470	69	24R432	73, 76	24R543	74
24N342	66	24P471	69	24R433	73, 76	24R544	74
24N343	66	24P472	69	24R434	73, 76	24R545	74
24N444	59	24P473	69	24R435	73, 76	24R546	74
24N674	58	24P474	69	24R436	73, 76	24R547	74
24N675	58	24P475	69	24R437	73, 75	24R548	74
24N682	59	24P476	69	24R438	73, 75	24R549	76
24N683	59	24P477	69	24R439	73, 75	24R550	76
24N684	59	24P478	69	24R440	73, 75	24R551	76
24N685	59	24P479	69	24R441	73, 75	24R552	76
24N686	59	24P480	69	24R442	73, 75	24R553	76
24N688	59	24P481	69	24R443	73, 75	24R554	76
24N689	59	24P482	69	24R444	73, 75	24R555	76
24N690	59	24P483	69	24R445	73, 75	24R556	76
24N691	59	24P484	69	24R446	73, 75	24R557	76
24N814	59	24P485	69	24R447	73, 75	24R558	76
24P164	59	24P486	69	24R448	73, 75	24R559	76
24P313	70	24P487	69	24R449	73, 75	24R560	76
24P315	70	24P488	69	24R450	73, 75	24R561	76
24P316	70	24P489	69	24R451	73, 75	24R562	76
24P317	70	24P490	69	24R452	74	24R563	76
24P318	70	24P491	69	24R453	74	24R564	76
24P319	70	24P492	69	24R454	74	24R565	76
24P320	70	24P493	69	24R455	74	24R566	76
24P322	70	24P494	69	24R456	74	24R567	76
24P323	70	24P495	69	24R457	74	24R568	76
24P324	70	24P496	69	24R458	74	24R569	76
24P325	70	24P497	69	24R459	74	24R570	76
24P326	70	24P498	69	24R460	74	24R571	76
24P327	69	24P499	69	24R461	74	24R572	76
24P328	69	24P880	59	24R462	74	24R573	76
24P329	69	24P881	59	24R463	74	24R574	76
24P330	69	24R060	69, 70, 77	24R464	74	24R575	76
24P331	69	24R061	69, 70, 77	24R465	74	24R576	76
24P332	69	24R072	69, 70, 77	24R466	74	24R577	76
24P333	69	24R074	69, 70	24R503	74, 75	24R578	76
24P334	69	24R076	69, 70	24R504	74, 75	24R854	70
24P335	69	24R077	69, 70	24R505	74, 75	24R855	70
24P336	69	24R102	78	24R506	74, 75	24R856	70
24P337	69	24R103	78	24R507	74, 75	24R857	69
24P338	69	24R106	78	24R508	74, 75	24R859	69
24P339	69	24R108	78	24R509	74, 75	24R860	69
24P340	69	24R110	78	24R510	74, 75	24R861	69
24P341	69	24R111	69, 70, 77	24R511	74, 75	24R862	69
24P342	69	24R114	78	24R512	74, 75	24R863	69
24P343	69	24R115	69	24R513	74, 75	24R902	36
24P344	69	24R117	69, 70, 77	24R515	74, 75	24T011	75
24P345	69	24R118	77	24R516	74, 75	24T012	75
24P346	69	24R350	35, 36	24R517	74, 75	24T013	75
24P347	69	24R404	73, 74, 75	24R518	74, 75	24T014	75
24P348	69	24R405	73, 74, 75	24R519	73, 75	24T015	75
24P349	69	24R406	73, 74, 75	24R520	73, 75	24T016	75
24P350	69	24R407	73, 74, 75	24R521	73, 75	24T017	75
24P351	69	24R408	73, 74, 75	24R522	73, 75	24T018	75
24P352	69	24R409	73, 74, 75	24R523	73, 75	24T019	75
24P353	69	24R410	73, 74, 75	24R524	73, 75	24T020	75
24P354	69	24R412	73, 74, 75	24R525	73, 75	24T021	75
24P355	69	24R413	73, 74, 75	24R526	73, 75	24T022	75
24P356	69	24R414	73, 74, 75	24R527	73, 75	24T023	75
24P455	70	24R415	73, 74, 75	24R528	73, 75	24T024	75
24P456	70	24R416	73, 74, 75	24R529	73, 75	24T025	75
24P457	70	24R419	73, 74, 75	24R530	73, 75	24T104	76
24P458	70	24R420	73, 74, 75	24R531	73, 75	24T105	76
24P459	70	24R421	73, 74, 75	24R532	73, 75	24T106	76
24P460	70	24R422	73, 76	24R533	73, 75	24T107	76
24P461	70	24R423	73, 76	24R534	74	24T108	76
24P462	70	24R424	73, 76	24R535	74	24T109	76
24P463	70	24R425	73, 76	24R536	74	24T110	76
24P464	70	24R426	73, 76	24R537	74	24T111	76

# Index

Part No.	Page No.	Part No.	Page No.	Part No.	Page No.	Part No.	Page No.
24T112.....	76	24T367.....	78	108491.....	103	110326.....	108
24T113.....	76	24T368.....	78	108537.....	18, 22	110702.....	100
24T114.....	76	24T875.....	77	108867.....	103	110703.....	100
24T115.....	76	24T876.....	77	109054.....	39	110705.....	100
24T116.....	76	24T886.....	76	109075.....	18, 19, 22, 35, 36, 37, 50, 52, 104	110706.....	100
24T117.....	76	24T888.....	76	109077.....	105	110709.....	100
24T118.....	76	24T889.....	76	109105.....	20, 44, 52, 107	110710.....	100
24T119.....	76	24T890.....	76	109108.....	20, 44, 107	110711.....	100
24T120.....	76	24T891.....	76	109123.....	44, 108	110712.....	100
24T121.....	76	24T892.....	76	109124.....	108	110713.....	100
24T122.....	76	24T910.....	76	109125.....	7, 44, 52, 108	110877.....	22
24T123.....	76	24T911.....	76	109126.....	108	110878.....	22
24T124.....	76	38439.....	51	109127.....	108	110906.....	22
24T125.....	76	100030.....	109	109128.....	108	110907.....	22
24T126.....	76	100040.....	109	109130.....	108	111010.....	107
24T127.....	76	100054.....	99, 100	109131.....	108	111468.....	104
24T128.....	76	100081.....	109	109132.....	108	111470.....	20, 40, 104
24T129.....	76	100206.....	109	109133.....	108	111474.....	103
24T130.....	76	100220.....	21	109134.....	108	111511.....	52
24T131.....	76	100380.....	109	109135.....	108	111620.....	95, 96, 97
24T132.....	76	100385.....	109	109145.....	99, 106	111697.....	109
24T133.....	76	100451.....	109	109146.....	106	112119.....	42
24T207.....	73, 74, 75	100474.....	109	109147.....	106	112196.....	98
24T208.....	73, 74, 75	100505.....	109	109148.....	89, 99, 106	112197.....	56
24T209.....	73, 74, 75	100611.....	52	109149.....	106	112198.....	56
24T210.....	73, 76	100615.....	109	109150.....	39, 106	112202.....	56
24T211.....	73, 76	100737.....	109	109151.....	39, 106	112255.....	99
24T212.....	73, 76	100833.....	99, 100	109152.....	106	112353.....	21
24T213.....	73, 75	100834.....	99, 100	109153.....	106	113093.....	109
24T215.....	73, 75	100835.....	100	109154.....	106	113497.....	42, 52
24T216.....	73, 75	100837.....	100	109156.....	106	113551.....	95
24T218.....	74	100840.....	109	109157.....	106	113553.....	95
24T219.....	74	100846.....	100	109158.....	106	113555.....	95
24T220.....	74	100847.....	100	109160.....	107	113556.....	95
24T221.....	74, 75	100848.....	100	109161.....	107	113557.....	95
24T222.....	74, 75	100854.....	100	109162.....	107	113558.....	95
24T223.....	74, 75	100896.....	109	109163.....	39, 107	113559.....	95
24T224.....	75	100960.....	18, 22, 37, 38, 50, 106	109165.....	39, 107	113560.....	95
24T225.....	75	100970.....	99, 100	109167.....	39	113774.....	95
24T226.....	75	100971.....	99	109169.....	107	113859.....	97
24T227.....	73, 75	101008.....	110	109170.....	107	114017.....	86
24T228.....	73, 75	101009.....	110	110025.....	97	114829.....	56
24T229.....	73, 75	101012.....	110	110046.....	108	115042.....	23, 24, 41, 52
24T230.....	74	101013.....	110	110047.....	108	116229.....	103
24T231.....	74	101078.....	22	110048.....	23, 24, 108	118464.....	105
24T232.....	74	101180.....	106	110065.....	105	119278.....	93
24T233.....	76	101277.....	99	110069.....	107	119572.....	91
24T234.....	76	101281.....	100	110127.....	21	119577.....	101
24T235.....	76	101283.....	100	110146.....	22, 42, 52, 104	120581.....	103
24T236.....	76	101287.....	100	110147.....	22, 42, 48, 52, 104	124398.....	49
24T237.....	76	101297.....	100	110148.....	22, 104	124541.....	49
24T238.....	76	101312.....	100	110149.....	22, 103, 104, 105	124548.....	49
24T252.....	78	101339.....	110	110150.....	22, 105	124549.....	49
24T253.....	78	101340.....	110	110196.....	42, 105	124550.....	49
24T254.....	78	101376.....	110	110197.....	105	124581.....	48, 49, 66
24T327.....	77	101604.....	100	110198.....	39, 105	124603.....	48, 49
24T328.....	77	101605.....	100	110199.....	42, 105	124671.....	49
24T329.....	77	102527.....	95	110200.....	105	124875.....	48, 49, 66
24T330.....	77	103347.....	105	110201.....	98	124963.....	48, 49
24T331.....	77	104266.....	18, 22, 37, 38, 50, 104	110202.....	98	125014.....	49
24T332.....	77	104663.....	109	110203.....	98	125074.....	49
24T333.....	77	105281.....	109	110216.....	98	125078.....	48, 49
24T334.....	77	105474.....	97	110218.....	98	125079.....	48, 49
24T335.....	77	106148.....	19, 22, 42, 104	110223.....	22, 40, 42, 48, 52, 105	125242.....	49
24T336.....	77	106149.....	22, 42, 104	110224.....	22, 40, 42, 52, 105	125478.....	49
24T337.....	77	106150.....	42, 104	110225.....	18, 22, 40, 42, 105	125479.....	49
24T359.....	78	106151.....	19, 104, 105	110226.....	22, 40, 42, 105	126359.....	78
24T360.....	78	107141.....	105	110234.....	39, 104	126360.....	78
24T361.....	78	107142.....	105	110236.....	79	126361.....	78
24T362.....	78	108190.....	52	110237.....	79	126362.....	78
24T363.....	78	108202.....	102, 103	110285.....	79	126363.....	78
24T364.....	78	108203.....	103	110314.....	22	126364.....	78
24T365.....	78	108204.....	102	110318.....	52, 104	126375.....	78
24T366.....	78	108458.....	22, 96, 97	110319.....	106	126376.....	78

# Index

Part No.	Page No.	Part No.	Page No.	Part No.	Page No.	Part No.	Page No.
126377.....	78	161889.....	109	203650.....	20, 35, 36, 40, 55	207579.....	20
126379.....	78	162024.....	109	203655.....	82	207651.....	37, 38, 42
126380.....	78	162225.....	37, 38	203664.....	36	207738.....	85
126503.....	78	162449.....	109	203687.....	82	207739.....	85
126504.....	78	162505.....	109	203688.....	18, 20, 21, 22	207742.....	85
126505.....	78	165198.....	109	203697.....	56, 98	207755.....	104
126688.....	78	168085.....	20	203701.....	56	207946.....	98
127167.....	78	168595.....	109	203702.....	56	207947.....	98
127173.....	78	169967.....	105	203703.....	56	207948.....	98
127214.....	77	169970.....	42, 105	203716.....	38	208009.....	102
127217.....	77	169971.....	39, 105	203857.....	14, 18, 50	208390.....	105
127218.....	77	171818.....	20	203872.....	14, 18, 50	208393.....	105
127219.....	77	172405.....	21	203876.....	14, 18, 19	208434.....	109
127220.....	77	175013.....	109	203976.....	36	208536.....	39, 42, 105, 106
127221.....	77	176393.....	109	203987.....	20, 22	208610.....	37, 38, 41, 108
127222.....	77	176684.....	21	203992.....	21	208611.....	108
127223.....	77	178670.....	79	204072.....	99	208627.....	106
127224.....	77	180199.....	22	204076.....	21, 50	208630.....	105
127225.....	77	180685.....	63, 106	204082.....	98	210880.....	20
127271.....	77	180698.....	66	204083.....	98	213012.....	44
150171.....	109	185416.....	83, 87	204084.....	98	213013.....	44
150286.....	109	186472.....	97	204095.....	50	214570.....	51
150287.....	63, 109	187359.....	104	204121.....	36	214583.....	21, 44
150622.....	99	187479.....	52	204130.....	39	214584.....	44
151519.....	109	187754.....	21	204134.....	35, 36	214656.....	108
154616.....	102	190125.....	52	204144.....	21, 40, 51	214658.....	55
155332.....	86, 92	191126.....	21	204204.....	99	214847.....	22, 104
155470.....	20, 39, 109	191128.....	21	204254.....	14, 18, 50	214848.....	22, 104
155494.....	20, 21, 39, 109	191130.....	21	204264.....	50	214849.....	104
155495.....	109	191131.....	21	204351.....	36	214925.....	98
155541.....	39, 44, 109	191287.....	86	204353.....	37	214926.....	98
155570.....	51, 109	191288.....	86	204385.....	21, 37, 38, 40	214955.....	108
155653.....	109	191289.....	86	204461.....	37, 38	215407.....	95, 96, 97
155665.....	109	191294.....	86	204467.....	37	215474.....	95, 97
155677.....	109	191295.....	86	204560.....	20, 108	215475.....	97
155699.....	109	191368.....	95	204574.....	18, 20, 35, 36, 37, 38, 39, 51, 54, 55	215481.....	97
155836.....	99	191393.....	95	204741.....	59, 63, 66	215487.....	95, 96, 97
155865.....	109	191394.....	95	204867.....	55	215745.....	97
156022.....	52, 109	191782.....	82, 83	204897.....	99	215964.....	44
156172.....	109	191783.....	82, 83	204929.....	99	217072.....	18, 22, 105
156173.....	109	191784.....	82, 83	205054.....	21, 40	217073.....	105
156296.....	109	192873.....	95	205090.....	105	217359.....	21, 44
156580.....	109	192874.....	95	205102.....	37, 38	217430.....	109
156589.....	109	194048.....	109	205148.....	37, 38	218093.....	20, 108
156684.....	12, 109	196471.....	79, 86	205337.....	39	218112.....	44
156789.....	102	200020.....	99	205339.....	37, 38	218115.....	7
156823.....	109	200021.....	99	205394.....	33, 37, 50	218316.....	7, 44, 104
156849.....	19, 39, 109	200325.....	98, 99	205395.....	33, 37, 38, 50	218340.....	63, 66
156971.....	52, 109	200326.....	18, 20, 32, 35, 37, 38, 39, 51, 54	205418.....	20, 39, 52, 108	218341.....	63, 66
157191.....	109	200389.....	89, 98, 99	205532.....	99	218491.....	108
157416.....	19, 109	201701.....	82	205554.....	99	218545.....	63, 106
157676.....	109	201881.....	99	205568.....	99	218549.....	10, 11, 19, 63, 66
157705.....	12, 109	202156.....	96	205582.....	99	218550.....	63, 66, 69, 70, 77
157785.....	103, 109	202577.....	28, 39, 51, 89, 98	205592.....	99	218588.....	95, 97
158256.....	109	202579.....	98	205600.....	107	218591.....	79
158383.....	109	202600.....	98	205626.....	17, 18	218670.....	66
158491.....	109	202650.....	99	205699.....	37, 38	218671.....	66
158555.....	109	202654.....	100	206199.....	42	218672.....	66
158581.....	109	202858.....	42, 104	206264.....	105	218673.....	66
158586.....	109	202869.....	40	206405.....	30, 35, 51	218674.....	66
158683.....	109	202965.....	109	206496.....	51	218675.....	66
158990.....	106	203156.....	20	206502.....	51	218676.....	66
159153.....	109	203198.....	98, 99	206537.....	38	218677.....	66
159239.....	109	203265.....	82	206655.....	50	218678.....	66
159801.....	109	203320.....	20, 39, 108	206656.....	50	218969.....	102, 103
159840.....	109	203497.....	99	206699.....	30, 35, 51	218970.....	103
159841.....	109	203504.....	99	206700.....	30, 35, 51	220107.....	79
159842.....	63, 109	203521.....	58, 63	207279.....	38	220110.....	79
159952.....	20, 40	203522.....	58, 63	207361.....	50, 54	220112.....	79
160022.....	12, 109	203523.....	63	207366.....	50, 54	220168.....	44
160327.....	20, 44, 109	203524.....	63, 66	207367.....	50	220170.....	35
160754.....	20, 39	203525.....	63	207468.....	38	220171.....	35
161037.....	109	203597.....	98	207561.....	21, 40	220590.....	107
161077.....	109	203622.....	18, 21, 35, 36, 40, 55	207562.....	21, 40	220591.....	20, 107

# Index

Part No.	Page No.	Part No.	Page No.	Part No.	Page No.	Part No.	Page No.
220592.....	107	223846.....	37, 38, 39, 50	226943.....	44	238438.....	51
220593.....	107	223888.....	52, 103	226944.....	44	238440.....	51
220596.....	52	223920.....	83	226945.....	44	238592.....	21
220598.....	19, 20, 107	223952.....	41	226947.....	43, 44	238593.....	21
220600.....	107	223965.....	103	226948.....	43, 44	238595.....	21
220608.....	107	224023.....	51	226951.....	43, 44	238596.....	21
220653.....	35, 36, 38, 39	224040.....	106	226952.....	44	238618.....	95
220654.....	35, 36, 39, 50	224266.....	37, 38	226953.....	44	238624.....	95
220969.....	103	224267.....	38	232076.....	96, 97	238625.....	95
221007.....	103	224444.....	66	232077.....	97	238636.....	83
221092.....	107	224458.....	51	233807.....	36, 89	238637.....	83
221093.....	107	224512.....	18, 104	233933.....	89	238638.....	83
221146.....	103	224534.....	19	234237.....	51	238639.....	83
222011.....	42, 103, 104	224541.....	19	234423.....	79	238640.....	83
222051.....	7	224569.....	98	235346.....	102	238641.....	83
222058.....	20, 35, 51	224579.....	21, 50	235531.....	97	238642.....	83
222059.....	35, 36, 39	224665.....	104	235532.....	97	238643.....	83
222060.....	36, 50, 54	224666.....	104	235878.....	82, 83, 84	238646.....	83
222061.....	20, 36, 50, 54	224667.....	104	235901.....	82, 83, 84	238647.....	83
222062.....	18, 20, 22	224669.....	104	235998.....	21, 22, 54, 95	238866.....	101, 102, 103
222063.....	18, 19, 20, 22, 50	224700.....	104	236054.....	20, 21, 22, 42, 44, 52	238899.....	21, 42
222065.....	17, 18, 50	224701.....	104	236058.....	35, 39	238996.....	95, 96, 97
222066.....	18, 20, 22, 50	224702.....	104	236171.....	98, 99	239019.....	97
222067.....	50	224741.....	53, 54	236205.....	106	239301.....	102
222068.....	18, 20, 22	224742.....	53	236206.....	106	239302.....	102
222069.....	36	224751.....	54	236211.....	106	239663.....	51
222070.....	36, 39	224752.....	54	236265.....	103	239702.....	7
222071.....	50	224759.....	103, 104	236267.....	42	239703.....	7
222072.....	35, 36, 37, 39, 50	224762.....	103	236273.....	42	239705.....	55
222073.....	36	224825.....	51	236753.....	53	239706.....	79
222074.....	36	224826.....	51	236754.....	53, 54	239707.....	55
222075.....	50	224829.....	38	236763.....	96, 97	239729.....	34, 38, 50
222076.....	37, 38, 39, 50	224835.....	42, 52, 103	236764.....	96, 97	239730.....	34, 38, 50
222077.....	51	224872.....	89	236778.....	20	239731.....	34, 38
222078.....	35	224873.....	102, 103	236864.....	54	239824.....	79, 84
222079.....	51	224912.....	54	236865.....	54	239829.....	86
222080.....	35, 39	224915.....	54	237075.....	18, 20	239877.....	31, 36
222081.....	35, 39	224916.....	54	237129.....	44	239887.....	31, 36, 50
222082.....	51	224955.....	103	237130.....	44	239888.....	31, 37, 38, 50
222085.....	50	225006.....	36	237131.....	44	239949.....	86
222086.....	50	225014.....	36	237132.....	44	239950.....	86
222087.....	14, 18	225016.....	37	237133.....	44	239951.....	86
222090.....	101	225026.....	36	237134.....	44	239952.....	42
222095.....	17, 18, 50	225094.....	18	237160.....	52	239965.....	39
222103.....	7	225272.....	102	237161.....	52	239966.....	39, 51
222104.....	7	225376.....	55	237526.....	15, 18	240416.....	86
222118.....	22, 44	225378.....	55	237601.....	21, 22	240417.....	22, 97
222119.....	22, 44	225380.....	55	237653.....	53	240429.....	21, 22, 95
222149.....	103	225384.....	55	237861.....	107	240448.....	96, 97
222225.....	63, 66	225640.....	18	237865.....	107	240453.....	86
222243.....	20, 36, 40	225642.....	18	237866.....	107	240684.....	103
222245.....	36	225728.....	18	237872.....	63, 66	240685.....	103
222308.....	7, 13, 18, 19, 20, 21, 22	225773.....	36	237873.....	63, 66, 69, 70, 77	240832.....	102, 103
222383.....	36, 39	225781.....	37	237874.....	63, 66, 69, 70, 77	241246.....	39
222404.....	37	225782.....	18	237893.....	19, 21, 22, 95, 96, 97	241633.....	19
222417.....	63, 66, 69, 70, 77	225786.....	18	237904.....	54	241657.....	42
222602.....	7	225827.....	36	237932.....	69, 70	241663.....	21, 40
222629.....	79	225844.....	56	238108.....	16, 18	241905.....	96, 97
222641.....	79	225852.....	18	238125.....	21	241906.....	42, 52, 103
222645.....	79	225853.....	18	238245.....	18, 20, 22	241908.....	107
222902.....	54	225880.....	55	238246.....	20, 22	242055.....	89, 98
223107.....	50	225914.....	56	238247.....	20	242056.....	28, 36, 39, 89, 98
223108.....	37	225931.....	18	238370.....	21	242057.....	89, 98
223179.....	96, 97	226012.....	36	238371.....	86	242058.....	89, 98
223187.....	99	226013.....	37	238400.....	83	243161.....	51
223344.....	37, 38, 39, 50	226018.....	37	238428.....	42, 52	243167.....	104
223448.....	79	226269.....	51	238429.....	22	243392.....	82
223695.....	103	226289.....	55	238431.....	22	243599.....	82
223696.....	103	226290.....	56	238432.....	22	243600.....	82
223697.....	103	226342.....	51	238433.....	22	243601.....	82
223700.....	39, 54	226940.....	44	238434.....	22	243602.....	82
223701.....	39, 54	226941.....	44	238436.....	51	243603.....	82
223845.....	37, 39, 50	226942.....	44	238437.....	51	243604.....	82

# Index

Part No.	Page No.	Part No.	Page No.	Part No.	Page No.	Part No.	Page No.
243650.....	102	247892.....	23	256485.....	92	647016.....	42, 52, 103
243669.....	42, 52	247893.....	23	256486.....	92	647648.....	42
243817.....	50	247894.....	24	256487.....	92	647666.....	42
243818.....	50	247895.....	24	256488.....	92	652002.....	42
243835.....	86	247969.....	23	256556.....	85	948392.....	39
243836.....	86	247973.....	41	256634.....	90, 91	948393.....	39
243837.....	86	247974.....	41	256635.....	91	965124.....	32, 37
243992.....	82	247975.....	41	256636.....	91	965129.....	32, 37, 38
244038.....	19	247976.....	41	256637.....	91	DOB005.....	42
244055.....	102	247977.....	41	256638.....	91	DOB525.....	42
244075.....	84	247978.....	41	256719.....	92	DOF005.....	42
244076.....	84	247979.....	41	256786.....	85	DOF525.....	42
244342.....	97	247980.....	41	256787.....	85	DOK525.....	42
244628.....	18	247981.....	41	256788.....	85	D03005.....	42
244635.....	38	248097.....	13, 18, 19	256789.....	85	D03255.....	42
244636.....	38	248230.....	18	256836.....	81	D05007.....	42
244637.....	38	248296.....	21	256837.....	81	D05277.....	42
244641.....	38	248312.....	108	256838.....	81	D31255.....	42, 52
244657.....	41	248313.....	108	256839.....	81	DB3525.....	42
244679.....	52	248324.....	21	257120.....	92	DF3525.....	42
244680.....	52	248417.....	93	257435.....	37, 38	HNH55A.....	67
244681.....	52	248418.....	93	257539.....	92	HNH55B.....	67
244682.....	52	248419.....	93	257556.....	92	HNH55F.....	67
244844.....	38, 42, 104	248421.....	93	258693.....	10, 11, 80	HNHB7A.....	67
244845.....	104	248622.....	19	258694.....	80	HNHB7B.....	67
244846.....	18	248623.....	19	260000.....	47	HNHB7F.....	67
244847.....	18	248632.....	101, 102	260020.....	47	HNHC5A.....	67
244905.....	37, 38	249058.....	107	260022.....	47	HNHC5B.....	67
244906.....	38	249440.....	79, 92	260025.....	47	HNHC5F.....	67
245694.....	36	253601.....	85	260078.....	47	HNHCDA.....	67
245695.....	36	255143.....	24	260079.....	47	HNHCDB.....	67
245696.....	36	255200.....	19, 81, 90, 92	260082.....	47	HNHCDF.....	67
246775.....	13, 14, 18	255231.....	90, 91	260083.....	47	HNHFFA.....	67
246780.....	29, 35	255277.....	80	260100.....	45, 46	HNHFFB.....	67
246781.....	29, 35	255348.....	63, 81	260101.....	45, 46	HNHFFF.....	67
246903.....	18	255349.....	81	260102.....	45, 46	HNLS6A.....	67
246904.....	18	255350.....	19, 63, 81	260104.....	45, 46	HNLS6B.....	67
246906.....	18	255351.....	81	260105.....	45, 46	HNLS6F.....	67
246907.....	18	255352.....	81	260106.....	45, 46	HNLS6A.....	67
246909.....	29, 35	255353.....	81	260108.....	45, 46	HNLS6B.....	67
246910.....	35	255354.....	81	260109.....	45, 46	HNLS6F.....	67
246911.....	35	255355.....	81	260110.....	46	HNLC8A.....	67
246913.....	35	255356.....	81	260111.....	46	HNLC8B.....	67
246914.....	35	255370.....	92	260112.....	46	HNLC8F.....	67
246915.....	35	255459.....	85, 86, 87	260113.....	46	HNLD5A.....	67
246916.....	35	255460.....	85, 86, 87	260114.....	46	HNLD5B.....	67
246917.....	35	255461.....	86, 87	260124.....	46	HNLD5F.....	67
247335.....	38	255470.....	85, 86, 87	260145.....	46	HNLE3A.....	67
247336.....	38	255731.....	91	260238.....	46	HNLE3B.....	67
247337.....	38	255751.....	80, 86	260306.....	45, 46	HNLE3F.....	67
247435.....	93	255793.....	88	260521.....	47	HNLM65A.....	67
247436.....	90, 93	255800.....	81	260523.....	47	HNLM65B.....	67
247443.....	54	255801.....	81	263265.....	42	HNLM65F.....	67
247450.....	54	255802.....	81	286211.....	51	HNMC8A.....	67
247453.....	84	255803.....	81	286517.....	51	HNMC8B.....	67
247540.....	54	255852.....	86	286621.....	51	HNMC8F.....	67
247712.....	87	255853.....	86	308403.....	21	HNMD5A.....	67
247713.....	87	255854.....	86	309345.....	37	HNMD5B.....	67
247714.....	87	255855.....	86	312417.....	93	HNMD5F.....	67
247715.....	87	255856.....	86	312964.....	93	HNMDDA.....	67
247716.....	87	255857.....	86, 87	313008.....	91	HNMDDB.....	67
247717.....	87	255858.....	86, 87	313013.....	92	HNMDDF.....	67
247718.....	88	255859.....	88	313046.....	92	HNPB8A.....	67
247721.....	88	255861.....	86	313104.....	91	HNPB8B.....	67
247722.....	88	255885.....	86, 92	313106.....	91	HNPB8F.....	67
247723.....	88	255921.....	88	313108.....	91	HNPC5A.....	67
247724.....	88	256164.....	87	313112.....	91	HNPC5B.....	67
247725.....	88	256215.....	10, 11, 19, 80, 86	313114.....	91	HNPC5F.....	67
247759.....	86	256216.....	10, 11, 80	512874.....	39	HPH1DA.....	62
247760.....	86	256282.....	92	512926.....	95	HPH1DB.....	62
247888.....	23	256285.....	90, 93	512927.....	95	HPH1DC.....	62
247889.....	23	256482.....	92	514037.....	95	HPH1DD.....	62
247890.....	24	256483.....	92	514150.....	95, 97	HPH1DE.....	62
247891.....	24	256484.....	92	601950.....	106	HPH1DF.....	62

# Index

Part No.	Page No.	Part No.	Page No.	Part No.	Page No.	Part No.	Page No.
HPH5DA.....	62	HPM65D.....	62	HSM3BB.....	65		
HPH5DB.....	62	HPM65E.....	62	HSM3BF.....	65		
HPH5DC.....	62	HPM65F.....	62	HSM3BG.....	65		
HPH5DD.....	62	HRL56B.....	63	HSM6DA.....	65		
HPH5DE.....	62	HRM33D.....	62	HSM6DB.....	65		
HPH5DF.....	62	HRM33E.....	62	HSM6DF.....	65		
HPH15A.....	62	HSDD5A.....	48, 65	HSM6DG.....	65		
HPH15B.....	62	HSDD5B.....	48, 65	HSM33A.....	65		
HPH15C.....	62	HSDD5F.....	48, 65	HSM33B.....	65		
HPH15D.....	62	HSDDDA.....	48, 65	HSM33F.....	65		
HPH15E.....	62	HSDDDB.....	48, 65	HSM33G.....	65		
HPH15F.....	62	HSDDDF.....	48, 65	HSM65A.....	65		
HPH23A.....	62	HS11DA.....	65	HSM65B.....	65		
HPH23B.....	62	HS11DB.....	65	HSM65F.....	65		
HPH23C.....	62	HS11DF.....	65	HSM65G.....	65		
HPH23D.....	62	HS11DG.....	65	HSMC8A.....	65		
HPH23E.....	62	HS15DA.....	65	HSMC8B.....	65		
HPH23F.....	62	HS15DB.....	65	HSMC8F.....	65		
HPH55A.....	62	HS15DF.....	65	HSMC8G.....	65		
HPH55B.....	62	HS15DG.....	65	HSMCFA.....	65		
HPH55C.....	62	HS115A.....	65	HSMCFB.....	65		
HPH55D.....	62	HS115B.....	65	HSMCFF.....	65		
HPH55E.....	62	HS115F.....	65	HSMCFG.....	65		
HPH55F.....	62	HS115G.....	65	HSMD5A.....	65		
HPL23A.....	62	HS155A.....	65	HSMD5B.....	65		
HPL23B.....	62	HS155B.....	65	HSMD5F.....	65		
HPL23C.....	62	HS155F.....	65	HSMD5G.....	65		
HPL23D.....	62	HS155G.....	65	HSMDDA.....	65		
HPL23E.....	62	HS157A.....	65	HSMddb.....	65		
HPL23F.....	62	HS157B.....	65	HSMddf.....	65		
HPL25A.....	62	HS157F.....	65	HSMddg.....	65		
HPL25B.....	62	HS157G.....	65	HSPB8A.....	65		
HPL25C.....	62	HS157A.....	65	HSPB8B.....	65		
HPL25D.....	62	HS157B.....	65	HSPB8F.....	65		
HPL25E.....	62	HS157C.....	65	HSPB8G.....	65		
HPL25F.....	62	HS157D.....	65	HSPC5A.....	65		
HPL33A.....	62	HS157E.....	65	HSPC5B.....	65		
HPL33B.....	62	HS157F.....	65	HSPC5F.....	65		
HPL33C.....	62	HS157G.....	65	HSPC5G.....	65		
HPL33D.....	62	HS157H.....	65	P14DCS.....	41		
HPL33E.....	62	HS157I.....	65	P14MCS.....	41		
HPL33F.....	62	HS157J.....	65	P26DCS.....	41		
HPL56A.....	62	HS157K.....	65	P26MCS.....	41		
HPL56B.....	62	HS157L.....	65	P29DCS.....	41		
HPL56C.....	62	HS157M.....	65	P29MCS.....	41		
HPL56D.....	62	HS157N.....	65	P55DCS.....	41		
HPL56E.....	62	HS157O.....	65	P55MCS.....	41		
HPL56F.....	62	HS157P.....	65	P63DCS.....	41		
HPL65A.....	62	HS157Q.....	65	P63MCS.....	41		
HPL65B.....	62	HS157R.....	65	P68DCS.....	41		
HPL65C.....	62	HS157S.....	65	P68MCS.....	41		
HPL65D.....	62	HS157T.....	65				
HPL65E.....	62	HS157U.....	65				
HPL65F.....	62	HS157V.....	65				
HPM3BA.....	62	HS157W.....	65				
HPM3BB.....	62	HS157X.....	65				
HPM3BC.....	62	HS157Y.....	65				
HPM3BD.....	62	HS157Z.....	65				
HPM3BE.....	62	HS157A.....	65				
HPM3BF.....	62	HS157B.....	65				
HPM6DA.....	62	HS157C.....	65				
HPM6DB.....	62	HS157D.....	65				
HPM6DC.....	62	HS157E.....	65				
HPM6DD.....	62	HS157F.....	65				
HPM6DE.....	62	HS157G.....	65				
HPM6DF.....	62	HS157H.....	65				
HPM33A.....	62	HS157I.....	65				
HPM33B.....	10, 11, 19, 62, 63	HS157J.....	65				
HPM33C.....	62	HS157K.....	65				
HPM33F.....	62	HS157L.....	65				
HPM65A.....	62	HS157M.....	65				
HPM65B.....	10, 11, 19, 62	HS157N.....	65				
HPM65C.....	62	HS157O.....	65				



## AMERICAS

### MINNESOTA

Worldwide Headquarters  
Graco Inc.  
88-11th Avenue N.E.  
Minneapolis, MN 55413

### MAILING ADDRESS

P.O. Box 1441  
Minneapolis, MN 55440-1441  
Tel: 612-623-6000 Fax: 612-623-6777

## EUROPE

### BELGIUM

Graco BVBA  
Industrieterrein-Oude Bunders  
Slakweidestraat 31  
B-3630 Maasmechelen,  
Belgium  
Tel: 32 89 770 700 Fax: 32 89 770 777

## ASIA PACIFIC

### AUSTRALIA

Graco Australia Pty Ltd.  
Suite 17, 2 Enterprise Drive  
Bundoora, Victoria 3083  
Australia  
Tel: 61 3 9468 8500 Fax: 61 3 9468 8599

### CHINA

Graco Hong Kong Ltd.  
Shanghai Representative Office  
Building 7  
1029 Zhongshan Road South,  
Huangpu District  
Shanghai, 200011  
The People's Republic of China  
Tel: 86 21 649 50088 Fax: 86 21 649 50077

### INDIA

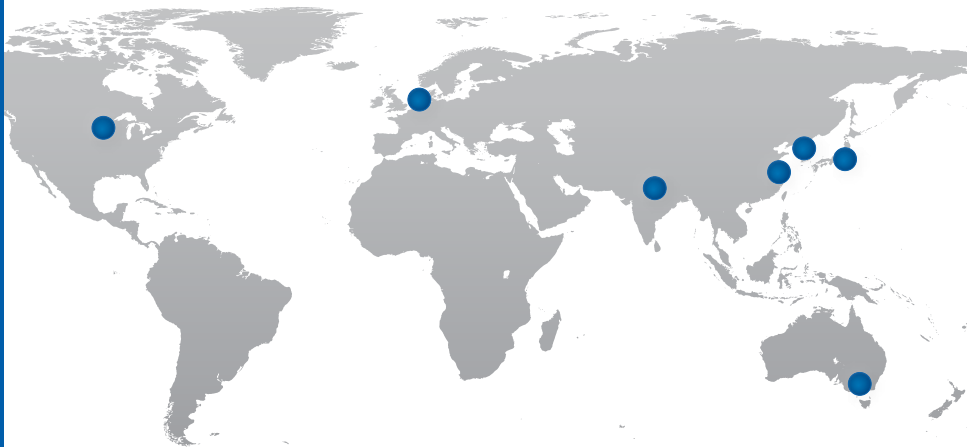
Graco Hong Kong Ltd.  
India Liaison Office  
Room 443, Level 4  
Augusta Point, Golf Course Road  
Gurgaon, Haryana, India 122001  
Tel: 91 124 435 4208 Fax: 91 124 435 4001

### JAPAN

Graco K.K.  
1-27-12 Hayabuchi  
Tsuzuki-ku  
Yokohama City, Japan 2240025  
Tel: 81 45 593 7300 Fax: 81 45 593 7301

### KOREA

Graco Korea Inc.  
Shinhan Bank Building  
4th Floor #1599  
Gwangyang-Dong, Dongan-Ku,  
Anyang-si, Korea 431-060  
Tel: 82 31 476 9400 Fax: 82 31 476 9801



# Graco's got you covered

Facilities Worldwide for Global Support



## Quality First

At Graco we pride ourselves on providing best-in-class products. Engineered solutions are manufactured in our own facilities, with the highest standards in the industry. We provide you with world-class customer support and expertise to help solve your lubrication challenges.



## Global Reach

Graco has facilities across the globe to provide you with the products and service *you* need, where *you* live. Plus, Graco has dedicated field experts in all areas of the world to support the products we sell.



## Product Capabilities

Graco has a broad range of products to provide solutions that meet your needs. Our products are engineered and tested to perform in the harshest environments so you can be certain your equipment is protected and working at peak performance.

Contact us today!

Call **800-533-9655** to speak with a Graco representative,  
or visit **[www.graco.com](http://www.graco.com)** for more information.

